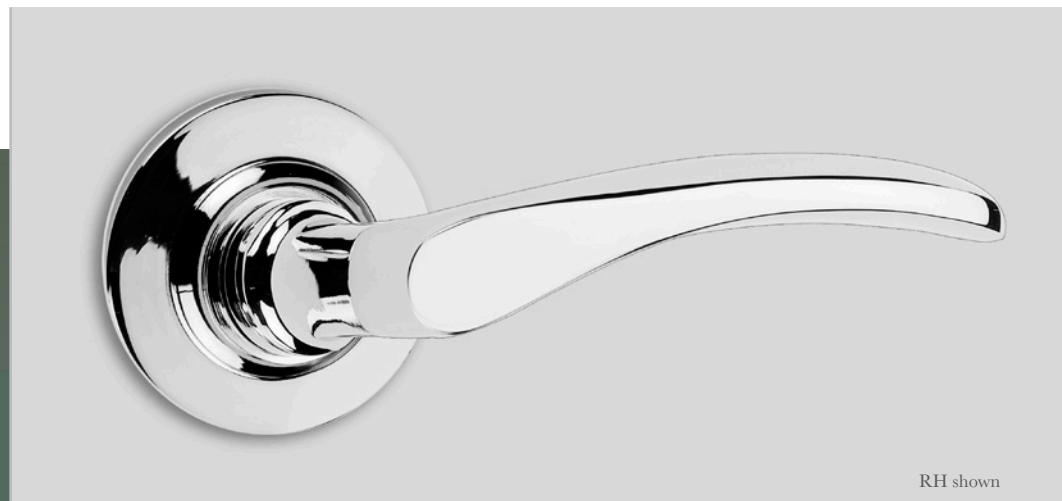


Door Lever Sets - 55 series

Traditional spring loaded Door Lever Sets offered in Latch/Passage, Privacy, Keyhole and Profile Cylinder configurations.



RH shown

▲ 5512

Fixings

Standard Lever Sets are designed for uncontrolled, hinged, solid residential doors and are supplied with finish matched no.6 x 19mm wood screws (except 5512 Concealed Fix Rosette - supplied with no.6 x 19mm wood screws and M5 x 64mm machine screws for bolt through fixing - see page DF1:210); and an 8mm x 90mm zinc-plated steel spindle (57mm max. door thickness).

Alternative spindle lengths and functions are available - see page DF1:210.

NB. Microtite Spindle Option is recommended for hollow core doors or those with door controls and/or seals.

How to Order

Split Finish Sets - order as singles

5510, 5512, 5516, 5521 & 5531:

- 1) select LEVER SET (e.g. **5516**)
- 2) add FINISH (e.g. 5516**PB**)

If half set only required - add HANDING (e.g. 5516**PB/LH**).

5522-5 & 5532-5:

- 1) select PLATE SIZE & FUNCTION (e.g. **5523**)
- 2) add FINISH (e.g. 5523**PC**)
- 3) add CENTRES (e.g. 5523**PC57**)

If half set only required add HANDING (e.g. 5523**PC57/LH**).

5527-9 & 5537-9:

- 1) select PLATE SIZE & TURN DESIGN (e.g. **5529**)
 - 2) add FINISH (e.g. 5529**PC**)
 - 3) add CENTRES (e.g. 5529**PC57**)
- For half set coding add T (turn) or R (release) and HANDING (e.g. 5529**R/PC57/LH**).

* For coin release with indication please contact us for coding information.


Finishes - See our price list or website for finish availability.



▲ 5516



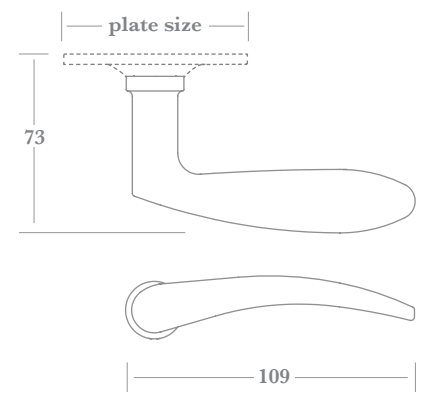
▲ 5521-9




▲ 5510




▲ 5531-9




	5510	5512	5516	5521-9	5531-9
Plate Size	Ø 51	Ø 54	102 x 41	152 x 41	220 x 41



▲ 5521/5531
latch/passage



▲ 5522/5532
keyhole




▲ 5523/5533
keyhole with cover



▲ 5524/5534
oval cylinder



▲ 5525/5535
euro cylinder



▲ 5527/5537
privacy turn




▲ 5528/5538
privacy turn



▲ 5529/5539
privacy turn



▲ standard release
supplied with
privacy sets





▲ release with
indication
(* see notes)

privacy turns & releases supplied loose for on-site handing - assembly tool supplied

Door Lever Sets - 54 series

Traditional spring loaded Door Lever Sets offered in Latch/Passage, Privacy, Keyhole and Profile Cylinder configurations.



RH shown

Fixings

Standard Lever Sets are designed for uncontrolled, hinged, solid residential doors and are supplied with finish matched no.6 x 19mm wood screws (except 5412 Concealed Fix Rosette - supplied with no.6 x 19mm wood screws and M5 x 64mm machine screws for bolt through fixing - see page DF1:210); and an 8mm x 90mm zinc-plated steel spindle (57mm max. door thickness).

Alternative spindle lengths and functions are available - see page DF1:210.

NB. Microtite Spindle Option is recommended for hollow core doors or those with door controls and/or seals.

How to Order

Split Finish Sets - order as singles

5410, 5412, 5416, 5421 & 5431:

- 1) select LEVER SET (e.g. **5416**)
 - 2) add FINISH (e.g. 5416**PB**)
- If half set only required - add HANDING (e.g. 5416**PB/LH**).

5422-5 & 5432-5:

- 1) select PLATE SIZE & FUNCTION (e.g. **5423**)
- 2) add FINISH (e.g. 5423**PC**)
- 3) add CENTRES (e.g. 5423**PC57**)

If half set only required add HANDING (e.g. 5423**PC57/LH**).

5427-9 & 5437-9:

- 1) select PLATE SIZE & TURN DESIGN (e.g. **5429**)
 - 2) add FINISH (e.g. 5429**PC**)
 - 3) add CENTRES (e.g. 5429**PC57**)
- For half set coding add T (turn) or R (release) and HANDING (e.g. 5429**R/PC57/LH**).

* For coin release with indication please contact us for coding information.

Finishes - See our price list or website for finish availability.

▲ 5412




▲ 5410



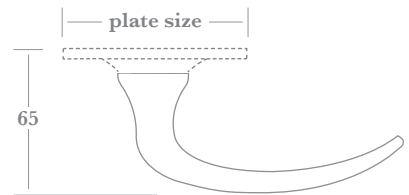

▲ 5416











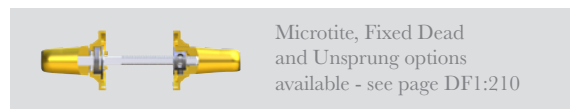
▲ 5421-9



▲ 5431-9




	5410	5412	5416	5421-9	5431-9
Plate Size	Ø 51	Ø 54	102 x 41	152 x 41	220 x 41



privacy turns & releases supplied loose for on-site handing - assembly tool supplied

Door Lever Sets - 52 series

Traditional spring loaded Door Lever Sets offered in Latch/Passage, Privacy, Keyhole and Profile Cylinder configurations.



RH shown

Fixings

Standard Lever Sets are designed for uncontrolled, hinged, solid residential doors and are supplied with finish matched no.6 x 19mm wood screws (except 5222 Concealed Fix Rosette - supplied with no.6 x 19mm wood screws and M5 x 64mm machine screws for bolt through fixing - see page DF1:210); and an 8mm x 90mm zinc-plated steel spindle (57mm max. door thickness).

Alternative spindle lengths and functions are available - see page DF1:210.

NB. Microtite Spindle Option is recommended for hollow core doors or those with door controls and/or seals.

How to Order

Split Finish Sets - order as singles

5220, 5222, 5246, 5251 & 5261:

- 1) select LEVER SET (e.g. **5246**)
- 2) add FINISH (e.g. 5246**PB**)

If half set only required - add HANDING (e.g. 5246**PB/LH**).

5252-5 & 5262-5:

- 1) select PLATE SIZE & FUNCTION (e.g. **5253**)
- 2) add FINISH (e.g. 5253**PC**)
- 3) add CENTRES (e.g. 5253**PC57**)

If half set only required add HANDING (e.g. 5253**PC57/LH**).



5257-9 & 5267-9:

- 1) select PLATE SIZE & TURN DESIGN (e.g. **5259**)
 - 2) add FINISH (e.g. 5259**PC**)
 - 3) add CENTRES (e.g. 5259**PC57**)
- For half set coding add T (turn) or R (release) and HANDING (e.g. 5259**R/PC57/LH**).

* For coin release with indication please contact us for coding information.

Finishes - See our price list or website for finish availability.

▲ 5222



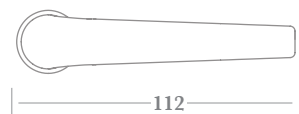
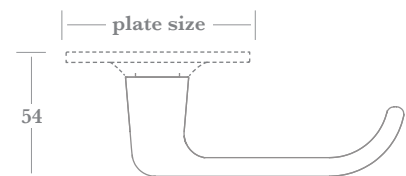
▲ 5220



▲ 5246




▲ 5261-9




	5220	5222	5246	5251-9	5261-9
Plate Size	Ø 51	Ø 54	102 x 41	152 x 41	220 x 41




Microtite, Fixed Dead and Unsprung options available - see page DF1:210




▲ 5251/5261
latch/passage




▲ 5252/5262
keyhole




▲ 5253/5263
keyhole with cover



▲ 5254/5264
oval cylinder



▲ 5255/5265
euro cylinder




▲ 5257/5267
privacy turn




▲ 5258/5268
privacy turn



▲ 5259/5269
privacy turn



▲ standard release
supplied with
privacy sets



▲ release with
indication
(* see notes)


privacy turns & releases supplied loose for on-site handing - assembly tool supplied

Door Lever Sets - 53 series

Traditional spring loaded Door Lever Sets offered in Latch/Passage, Privacy, Keyhole and Profile Cylinder configurations.



▲ 5332



▲ 5331

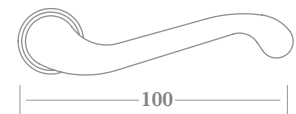
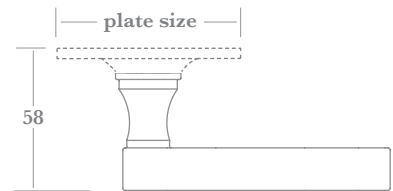


▲ 5336

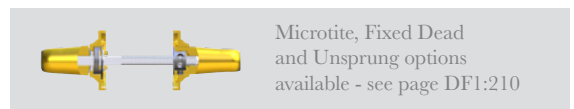


▲ 5341-9

▲ 5351-9



	5331	5332	5336	5341-9	5351-9
Plate Size	Ø 51	Ø 54	102 x 40	175 x 40	230 x 40



Fixings

Standard Lever Sets are designed for uncontrolled, hinged, solid residential doors and are supplied with finish matched no.6 x 19mm wood screws (except 5332 Concealed Fix Rosette - supplied with no.6 x 19mm wood screws and M5 x 64mm machine screws for bolt through fixing - see page DF1:210); and an 8mm x 90mm zinc-plated steel spindle (57mm max. door thickness).

Alternative spindle lengths and functions are available - see page DF1:210.

NB. Microtite Spindle Option is recommended for hollow core doors or those with door controls and/or seals.

How to Order

Split Finish Sets - order as singles

5331, 5332, 5336, 5341 & 5351:

- 1) select LEVER SET (e.g. 5336)
 - 2) add FINISH (e.g. 5336PB)
- If half set only required - add HANDING (e.g. 5336PB/LH).

5342-5 & 5352-5:


- 1) select PLATE SIZE & FUNCTION (e.g. 5343)
 - 2) add FINISH (e.g. 5343PC)
 - 3) add CENTRES (e.g. 5343PC57)
- If half set only required add HANDING (e.g. 5343PC57/LH).

5347-9 & 5357-9:


- 1) select PLATE SIZE & TURN DESIGN (e.g. 5349)
 - 2) add FINISH (e.g. 5349PC)
 - 3) add CENTRES (e.g. 5349PC57)
- For half set coding add T (turn) or R (release) and HANDING (e.g. 5349R/PC57/LH).

* For coin release with indication please contact us for coding information.


Finishes - See our price list or website for finish availability.




▲ 5341/5351
latch/passage




▲ 5342/5352
keyhole




▲ 5343/5353
keyhole with cover



▲ 5344/5354
oval cylinder



▲ 5345/5355
euro cylinder




▲ 5347/5357
privacy turn




▲ 5348/5358
privacy turn



▲ 5349/5359
privacy turn



▲ standard release
supplied with
privacy sets



▲ release
with indication
(* see notes)

privacy turns & releases supplied loose for on-site handing - assembly tool supplied

Door Lever Sets - 53 series

Traditional spring loaded Door Lever Sets offered in Latch/Passage, Privacy, Keyhole and Profile Cylinder configurations.



RH shown

Fixings

Standard Lever Sets are designed for uncontrolled, hinged, solid residential doors and are supplied with finish matched no.6 x 19mm wood screws (except 5362 Concealed Fix Rosette - supplied with no.6 x 19mm wood screws and M5 x 64mm machine screws for bolt through fixing - see page DF1:210); and an 8mm x 90 zinc-plated steel spindle (57mm max. door thickness).

Alternative spindle lengths and functions are available - see page DF1:210.

NB. Microtite Spindle Option is recommended for hollow core doors or those with door controls and/or seals.

How to Order

Split Finish Sets - order as singles

5361, 5362, 5366, 5371 & 5381:

- 1) select LEVER SET (e.g. **5366**)
 - 2) add FINISH (e.g. **5366PB**)
- If half set only required - add HANDING (e.g. **5366PB/LH**).

5372-5 & 5382-5:

- 1) select PLATE SIZE & FUNCTION (e.g. **5373**)
 - 2) add FINISH (e.g. **5373PC**)
 - 3) add CENTRES (e.g. **5373PC57**)
- If half set only required add HANDING (e.g. **5373PC57/LH**).


5377-9 & 5387-9:

- 1) select PLATE SIZE & TURN DESIGN (e.g. **5379**)
 - 2) add FINISH (e.g. **5379PC**)
 - 3) add CENTRES (e.g. **5379PC57**)
- For half set coding add T (turn) or R (release) and HANDING (e.g. **5379R/PC57/LH**).


* For coin release with indication please contact us for coding information.

Finishes - See our price list or website for finish availability.

▲ 5362



▲ 5361




▲ 5366




▲ 5381-9



▲ 5371-9

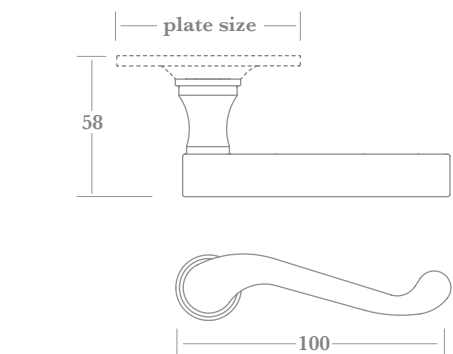


▲ 5381-9




▲ 5371/5381
latch/passage





▲ 5372/5382
keyhole



	5361	5362	5366	5371-9	5381-9
Plate Size	Ø 51	Ø 54	102 x 40	175 x 40	230 x 40



Microtite, Fixed Dead and Unsprung options available - see page DF1:210






▲ 5371/5381
latch/passage

▲ 5372/5382
keyhole

▲ 5373/5383
keyhole with cover

▲ 5374/5384
oval cylinder

▲ 5375/5385
euro cylinder



▲ 5377/5387
privacy turn

▲ 5378/5388
privacy turn

▲ 5379/5389
privacy turn

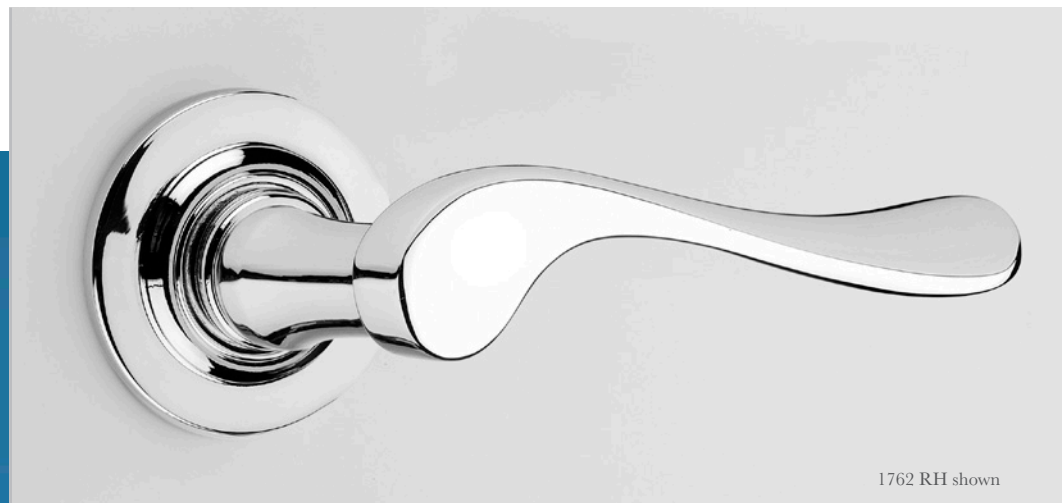
▲ standard release
supplied with
privacy sets

▲ release with
indication
(* see notes)

privacy turns & releases supplied loose for on-site handing - assembly tool supplied

Door Lever Sets - 17 series

Traditional spring loaded Door Lever Sets offered in Latch/Passage, Privacy, Keyhole and Profile Cylinder configurations.



1762 RH shown

▲ 1762/1763 (light design - single lever 230g)

Fixings

Standard Lever Sets are designed for uncontrolled, hinged, solid residential doors and are supplied with finish matched no.6 x 19mm wood screws (except 1762 & 1763 Concealed Fix Rosette - supplied with no.6 x 19mm wood screws and M5 x 64mm machine screws for bolt through fixing - see page DF1:210); and an 8mm x 90mm zinc-plated steel spindle (57mm max. door thickness).

Alternative spindle lengths and functions are available - see page DF1:210.

NB. Microtite Spindle Option is recommended for hollow core doors or those with door controls and/or seals.

How to Order

Split Finish Sets - order as singles

1760, 1761, 1762, 1763, 1766, 1771 & 1781:

1) select LEVER SET (e.g. 1766)

2) add FINISH (e.g. 1766PB)

If half set only required - add HANDING (e.g. 1766PB/LH).

1772-5 & 1782-5:

1) select PLATE SIZE & FUNCTION (e.g. 1773)

2) add FINISH (e.g. 1773PC)

3) add CENTRES (e.g. 1773PC57)

If half set only required add HANDING (e.g. 1773PC57/LH).

1777-9 & 1787-9:

1) select PLATE SIZE & TURN DESIGN (e.g. 1779)

2) add FINISH (e.g. 1779PC)

3) add CENTRES (e.g. 1779PC57)

For half set coding add T (turn) or R (release) and HANDING (e.g. 1779R/PC57/LH).

* For coin release with indication please contact us for coding information.

Finishes - See our price list or website for finish availability.




▲ 1760/1761†



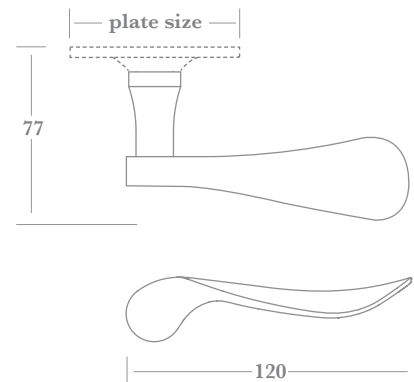
▲ 1766



▲ 1771-9





▲ 1781-9



	1760	1761	1762	1763	1766	1771-9	1781-9
Plate Size	Ø 60	Ø 51†	Ø 54	Ø 60	102 x 41	152 x 41	220 x 41

† Ø 51 rose design has 4 screw holes




▲ 1771/1781
latch/passage



▲ 1772/1782
keyhole



▲ 1773/1783
keyhole with cover




▲ 1774/1784
oval cutout



▲ 1775/1785
euro cutout



▲ 1777/1787
privacy turn



▲ 1778/1788
privacy turn



▲ 1779/1789
privacy turn



▲ standard release
supplied with
privacy sets




▲ release
with indication
(* see notes)

privacy turns & releases supplied loose for on-site handing - assembly tool supplied


Door Lever Sets - 18 series

Traditional spring loaded Door Lever Sets offered in Latch/Passage, Privacy, Keyhole and Profile Cylinder configurations.



1803 RH shown

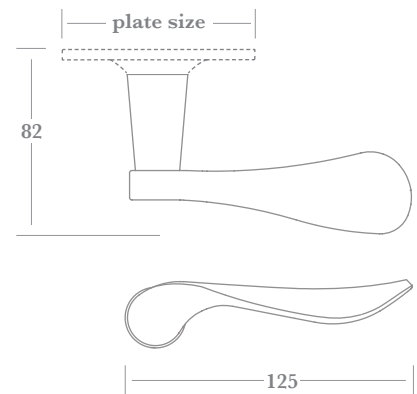
▲ **1802/1803** (heavy design - single lever 360g)



▲ **1800/1801†**



▲ **1806**



	1800	1801	1802	1803	1806	1811-9	1821-9
Plate Size	Ø 60	Ø 51†	Ø 54	Ø 60	102 x 41	152 x 41	220 x 41

† Ø 51 rose design has 4 screw holes



Fixings

Standard Lever Sets are designed for uncontrolled, hinged, solid residential doors and are supplied with finish matched no.6 x 19mm wood screws (except 1802 & 1803 Concealed Fix Rosette - supplied with no.6 x 19mm wood screws and M5 x 64mm machine screws for bolt through fixing - see page DF1:210); and an 8mm x 90mm zinc-plated steel spindle (57mm max. door thickness).

Alternative spindle lengths and functions are available - see page DF1:210.

NB. Microtite Spindle Option is recommended for hollow core doors or those with door controls and/or seals.

How to Order

Split Finish Sets - order as singles

1800-6, 1811 & 1821:

- 1) select LEVER SET (e.g. **1806**)
- 2) add FINISH (e.g. 1806**PB**)

If half set only required add HANDING (e.g. 1806**PB/LH**).

1812-5 & 1822-5:

- 1) select PLATE SIZE & FUNCTION (e.g. **1813**)
- 2) add FINISH (e.g. 1813**PC**)
- 3) add CENTRES (e.g. 1813**PC57**)

If half set only required add HANDING (e.g. 1813**PC57/LH**).

1817-9 & 1827-9:


- 1) select PLATE SIZE & TURN DESIGN (e.g. **1819**)
 - 2) add FINISH (e.g. 1819**PC**)
 - 3) add CENTRES (e.g. 1819**PC57**)
- For half set add T (turn) or R (release) and HANDING (e.g. 1819**R/PC57/LH**).

* For coin release with indication please contact us for coding information.

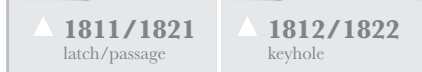
Finishes - See our price list or website for finish availability.



▲ **1811-9**



▲ **1821-9**



▲ **1811/1821**
latch/passage

▲ **1812/1822**
keyhole

▲ **1813/1823**
keyhole with cover

▲ **1814/1824**
oval cylinder

▲ **1815/1825**
euro cylinder



▲ **1817/1827**
privacy turn

▲ **1818/1828**
privacy turn

▲ **1819/1829**
privacy turn

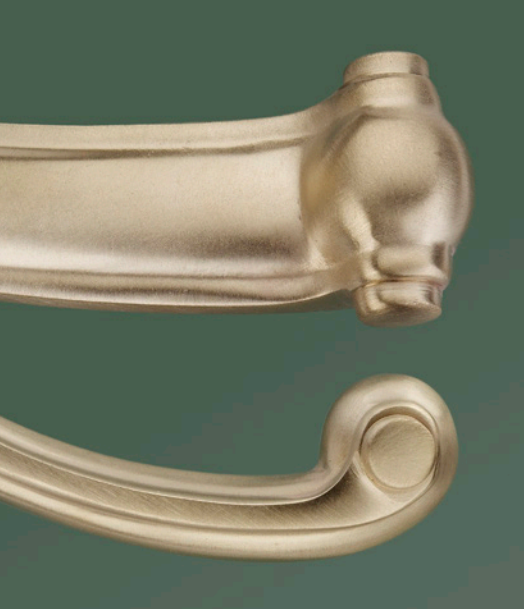
▲ standard release
supplied with
privacy sets

▲ release with
indication
(* see notes)

privacy turns & releases supplied loose for on-site handing - assembly tool supplied


Door Lever Sets - 16 series

Traditional spring loaded Door Lever Sets offered in Latch/Passage, Privacy, Keyhole and Profile Cylinder configurations.

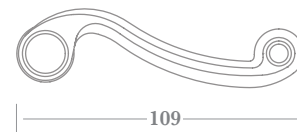
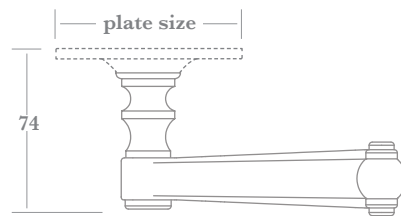


1622 RH shown

▲ 1622/1623

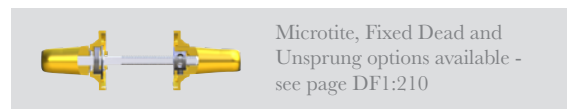


▲ 1620/1621[†]



	1620	1621	1622	1623	1631-9
Plate Size	Ø 60	Ø 51 [†]	Ø 54	Ø 60	215 x 50

[†] Ø 51 rose design has 4 screw holes



Fixings

Standard Lever Sets are designed for uncontrolled, hinged, solid residential doors and are supplied with finish matched no.6 x 19mm wood screws (except 1622 & 1623 Concealed Fix Rosette - supplied with no.6 x 19mm wood screws and M5 x 64mm machine screws for bolt through fixing - see page DF1:210); and an 8mm x 90mm zinc-plated steel spindle (57mm max. door thickness).

Alternative spindle lengths and functions are available - see page DF1:210.

NB. Microtite Spindle Option is recommended for hollow core doors or those with door controls and/or seals.

How to Order

Split Finish Sets - order as singles

1620, 1621, 1622, 1623, & 1631:

- 1) select LEVER SET (e.g. **1623**)
- 2) add FINISH (e.g. 1623**PC**)

If half set only required - add HANDING (e.g. 1623**PC/LH**).

1632-5:

- 1) select FUNCTION (e.g. **1633**)
- 2) add FINISH (e.g. 1633**PC**)
- 3) add CENTRES (e.g. 1633**PC57**)

If half set only required add HANDING (e.g. 1633**PC57/LH**).

1637-9:

- 1) select TURN DESIGN (e.g. **1639**)
- 2) add FINISH (e.g. 1639**PC**)
- 3) add CENTRES (e.g. 1639**PC57**)

For half set coding add T (turn) or R (release) and HANDING (e.g. 1639**R/PC57/LH**).

* For coin release with indication please contact us for coding information.


Finishes - See our price list or website for finish availability.




▲ 1631-9



▲ 1631
latch/passage



▲ 1632
keyhole




▲ 1633
keyhole with cover



▲ 1634
oval cylinder



▲ 1635
euro cylinder




▲ 1637
privacy turn




▲ 1638
privacy turn



▲ 1639
privacy turn



▲ standard release
supplied with
privacy sets



▲ release
with indication
(* see notes)

privacy turns & releases supplied loose for on-site handing - assembly tool supplied


Door Lever Sets - 16 series

Traditional spring loaded Door Lever Sets offered in Latch/Passage, Privacy, Keyhole and Profile Cylinder configurations.



1642 RH shown

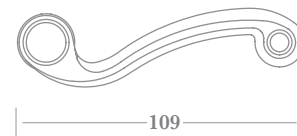
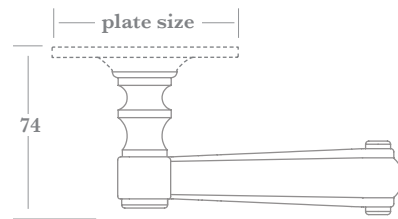
▲ 1642/1643



▲ 1640/1641[†]



▲ 1651-9



	1640	1641	1642	1643	1651-9
Plate Size	Ø 60	Ø 51 [†]	Ø 54	Ø 60	215 x 50

[†] Ø 51 rose design has 4 screw holes



Fixings

Standard Lever Sets are designed for uncontrolled, hinged, solid residential doors and are supplied with finish matched no.6 x 19mm wood screws (except 1642 & 1643 Concealed Fix Rosette - supplied with no.6 x 19mm wood screws and M5 x 64mm machine screws for bolt through fixing - see page DF1:210); and an 8mm x 90mm zinc-plated steel spindle (57mm max. door thickness).

Alternative spindle lengths and functions are available - see page DF1:210.

NB. Microtite Spindle Option is recommended for hollow core doors or those with door controls and/or seals.

How to Order

Split Finish Sets - order as singles

1640, 1641, 1642, 1643 & 1651:

- 1) select LEVER SET (e.g. **1643**)
- 2) add FINISH (e.g. 1643**PC**)

If half set only required - add HANDING (e.g. 1643**PC/LH**).

1652-5:

- 1) select FUNCTION (e.g. **1653**)
- 2) add FINISH (e.g. 1653**PC**)
- 3) add CENTRES (e.g. 1653**PC57**)

If half set only required add HANDING (e.g. 1653**R/PC57/LH**).


1657-9:

- 1) select TURN DESIGN (e.g. **1659**)
- 2) add FINISH (e.g. 1659**PC**)
- 3) add CENTRES (e.g. 1659**PC57**).

For half set coding add T (turn) or R (release) and HANDING (e.g. 1659**R/PC57/LH**).

* For coin release with indication please contact us for coding information.

Finishes - See our price list or website for finish availability.



▲ 1651 latch/passage

▲ 1652 keyhole

▲ 1653 keyhole with cover

▲ 1654 oval cylinder

▲ 1655 euro cylinder

▲ 1657 privacy turn

▲ 1658 privacy turn

▲ 1659 privacy turn

▲ standard release supplied with privacy sets

▲ release with indication (* see notes)

privacy turns & releases supplied loose for on-site handing - assembly tool supplied

Door Lever Sets - 15 series

Traditional spring loaded Door Lever Sets offered in Latch/Passage, Privacy, Keyhole and Profile Cylinder configurations.



RH shown

Fixings

Standard Lever Sets are designed for uncontrolled, hinged, solid residential doors and are supplied with finish matched no.6 x 19mm wood screws (except 1502 Concealed Fix Rosette - supplied with no.6 x 19mm wood screws and M5 x 64mm machine screws for bolt through fixing - see page DF1:210); and an 8mm x 90mm zinc-plated steel spindle (57mm max. door thickness).

Alternative spindle lengths and functions are available - see page DF1:210.

NB. Microtite Spindle Option is recommended for hollow core doors or those with door controls and/or seals.

How to Order

Split Finish Sets - order as singles

1501, 1502, 1506, 1511 & 1521:

1) select LEVER SET (e.g. 1506)

2) add FINISH (e.g. 1506PB)

If half set only required - add HANDING (e.g. 1506PB/LH).

1512-5 & 1522-5:

1) select PLATE SIZE & FUNCTION (e.g. 1513)

2) add FINISH (e.g. 1513PC)

3) add CENTRES (e.g. 1513PC57)

If half set only required add HANDING (e.g. 1513PC57/LH).

1517-9 & 1527-9:

1) select PLATE SIZE & TURN DESIGN (e.g. 1519)

2) add FINISH (e.g. 1519PC)

3) add CENTRES (e.g. 1519PC57).

For half set coding add T (turn) or R (release) and HANDING (e.g. 1519R/PC57/LH).

* For coin release with indication please contact us for coding information.

Finishes - See our price list or website for finish availability.

▲ 1502



▲ 1506



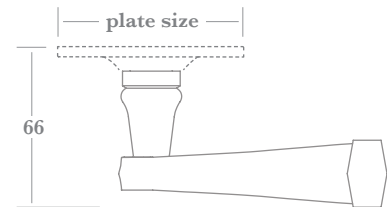
▲ 1511-9



▲ 1501


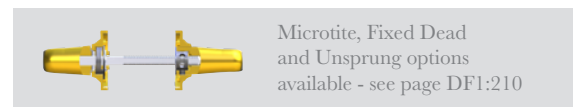


▲ 1521-9




103


	1501	1502	1506	1511-9	1521-9
Plate Size	Ø 51	Ø 54	102 x 40	175 x 40	230 x 40



▲ 1511/1521
latch/passage



▲ 1512/1522
keyhole




▲ 1513/1523
keyhole with cover



▲ 1514/1524
oval cylinder



▲ 1515/1525
euro cylinder




▲ 1517/1527
privacy turn




▲ 1518/1528
privacy turn



▲ 1519/1529
privacy turn



▲ standard release
supplied with
privacy sets



▲ release
with indication
(* see notes)

privacy turns & releases supplied loose for on-site handing - assembly tool supplied

Door Lever Sets - 15 series

Traditional spring loaded Door Lever Sets offered in Latch/Passage, Privacy, Keyhole and Profile Cylinder configurations.



RH shown

Fixings

Standard Lever Sets are designed for uncontrolled, hinged, solid residential doors and are supplied with finish matched no.6 x 19mm wood screws (except 1552 Concealed Fix Rosette - supplied with no.6 x 19mm wood screws and M5 x 64mm machine screws for bolt through fixing - see page DF1:210); and an 8mm x 90mm zinc-plated steel spindle (57mm max. door thickness).

Alternative spindle lengths and functions are available - see page DF1:210.

NB. Microtite Spindle Option is recommended for hollow core doors or those with door controls and/or seals.

How to Order

Split Finish Sets - order as singles

1551, 1552, 1556, 1561 & 1571:

- 1) select LEVER SET (e.g. 1556)
- 2) add FINISH (e.g. 1556PB)

If half set only required - add HANDING (e.g. 1556PB/LH).

1562-5 & 1572-5:

- 1) select PLATE SIZE & FUNCTION (e.g. 1563)
- 2) add FINISH (e.g. 1563PC)
- 3) add CENTRES (e.g. 1563PC57)

If half set only required add HANDING (e.g. 1563PC57/LH).

1567-9 & 1577-9:


- 1) select PLATE SIZE & TURN DESIGN (e.g. 1569)
- 2) add FINISH (e.g. 1569PC)
- 3) add CENTRES (e.g. 1569PC57)

For half set coding add T (turn) or R (release) and HANDING (e.g. 1569R/PC57/LH).

* For coin release with indication please contact us for coding information.

Finishes - See our price list or website for finish availability.

▲ 1552



▲ 1551


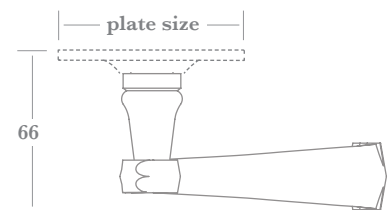
▲ 1556




▲ 1561-9



▲ 1571-9




	1551	1552	1556	1561-9	1571-9
Plate Size	Ø 51	Ø 54	102 x 40	175 x 40	230 x 40



▲ 1561/1571
latch/passage



▲ 1562/1572
keyhole




▲ 1563/1573
keyhole with cover



▲ 1564/1574
oval cylinder



▲ 1565/1575
euro cylinder




▲ 1567/1577
privacy turn




▲ 1568/1578
privacy turn



▲ 1569/1579
privacy turn



▲ standard release
supplied with
privacy sets



▲ release with
indication
(* see notes)

privacy turns & releases supplied loose for on-site handing - assembly tool supplied


Door Lever Sets - 44 series

Traditional spring loaded Door Lever Sets offered in Latch/Passage, Privacy, Keyhole and Profile Cylinder configurations.




4402 RH shown

▲ 4402/4403



▲ 4406



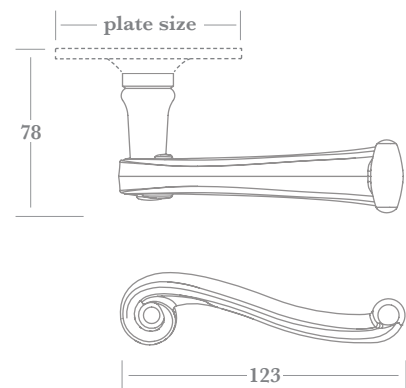
▲ 4400/4401†



▲ 4421-9

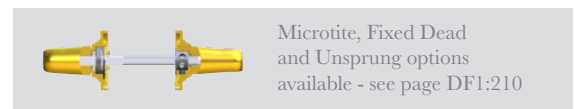


▲ 4411-9



	4400	4401	4402	4403	4406	4411-9	4421-9
Plate Size	Ø 60	Ø 51†	Ø 54	Ø 60	102 x 40	175 x 40	230 x 40

† Ø 51 rose design has 4 screw holes



Microtite, Fixed Dead and Unsprung options available - see page DF1:210

Fixings

Standard Lever Sets are designed for uncontrolled, hinged, solid residential doors and are supplied with finish matched no.6 x 19mm wood screws (except 4402 & 4403 Concealed Fix Rosette - supplied with no.6 x 19mm wood screws and M5 x 64mm machine screws for bolt through fixing - see page DF1:210); and an 8mm x 90mm zinc-plated steel spindle (57mm max. door thickness).

Alternative spindle lengths and functions are available - see page DF1:210.

NB. Microtite Spindle Option is recommended for hollow core doors or those with door controls and/or seals.

How to Order

Split Finish Sets - order as singles

4400, 4401, 4402, 4403, 4406, 4411 & 4421:

- 1) select LEVER SET (e.g. **4406**)
- 2) add FINISH (e.g. **4406PB**)

If half set only required - add HANDING (e.g. **4406PB/LH**).

4412-5 & 4422-5:

- 1) select PLATE SIZE & FUNCTION (e.g. **4413**)
- 2) add FINISH (e.g. **4413PC**)
- 3) add CENTRES (e.g. **4413PC57**)


If half set only required add HANDING (e.g. **4413PC57/LH**).

4417-9 & 4427-9:


- 1) select PLATE SIZE & TURN DESIGN (e.g. **4419**)
- 2) add FINISH (e.g. **4419PC**)
- 3) add CENTRES (e.g. **4419PC57**)

For half set coding add T (turn) or R (release) and HANDING (e.g. **4419R/PC57/LH**).


* For coin release with indication please contact us for coding information.



▲ 4411/4421
latch/passage



▲ 4412/4422
keyhole




▲ 4413/4423
keyhole with cover



▲ 4414/4424
oval cylinder




▲ 4415/4425
euro cylinder




▲ 4417/4427
privacy turn




▲ 4418/4428
privacy turn



▲ 4419/4429
privacy turn



▲ standard release
supplied with
privacy sets



▲ release
with indication
(* see notes)

privacy turns & releases supplied loose for on-site handing - assembly tool supplied

Finishes - See our price list or website for finish availability.



Door Lever Sets - 44 series

Traditional spring loaded Door Lever Sets offered in Latch/Passage, Privacy, Keyhole and Profile Cylinder configurations.



4452 RH shown

▲ 4452/4453



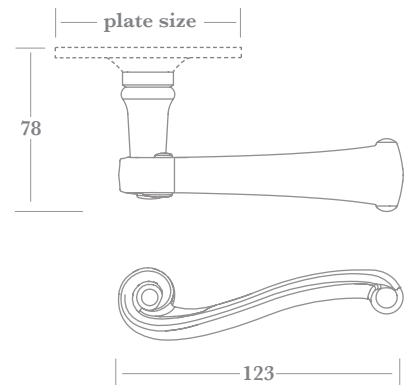
▲ 4450/4451†



▲ 4456

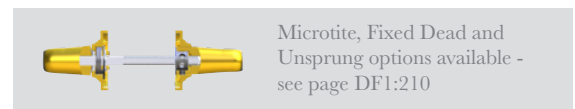


▲ 4471-9



	4450	4451	4452	4453	4456	4461-9	4471-9
Plate Size	Ø 60	Ø 51†	Ø 54	Ø 60	102 x 40	175 x 40	230 x 40

† Ø 51 rose design has 4 screw holes



Microtite, Fixed Dead and Unsprung options available - see page DF1:210

Fixings

Standard Lever Sets are designed for uncontrolled, hinged, solid residential doors and are supplied with finish matched no.6 x 19mm wood screws (except 4452 & 4453 Concealed Fix Rosette - supplied with no.6 x 19mm wood screws and M5 x 64mm machine screws for bolt through fixing - see page DF1:210); and an 8mm x 90mm zinc-plated steel spindle (57mm max. door thickness).

Alternative spindle lengths and functions are available - see page DF1:210.

NB. Microtite Spindle Option is recommended for hollow core doors or those with door controls and/or seals.

Split Finish Sets - order as singles

How to Order

4450, 4451, 4452, 4453, 4456, 4461 & 4471:

1) select LEVER SET (e.g. 4456)

2) add FINISH (e.g. 4456PB)

If half set only required - add HANDING (e.g. 4456PB/LH).

4462-5 & 4472-5:

1) select PLATE SIZE & FUNCTION (e.g. 4463)

2) add FINISH (e.g. 4463PC)

3) add CENTRES (e.g. 4463PC57)

If half set only required add HANDING (e.g. 4463PC57/LH).

4467-9 & 4477-9:

1) select PLATE SIZE & TURN DESIGN (e.g. 4469)


2) add FINISH (e.g. 4469PC)

3) add CENTRES (e.g. 4469PC57)


For half set coding add T (turn) or R (release) and HANDING (e.g. 4469R/PC57/LH).

* For coin release with indication please contact us for coding information.


Finishes - See our price list or website for finish availability.




▲ 4461/4471
latch/passage




▲ 4462/4472
keyhole




▲ 4463/4473
keyhole with cover




▲ 4464/4474
oval cylinder




▲ 4465/4475
euro cylinder




▲ 4467/4477
privacy turn



▲ 4468/4478
privacy turn



▲ 4469/4479
privacy turn



▲ standard release
supplied with
privacy sets




▲ release with
indication
(* see notes)

privacy turns & releases supplied loose for on-site handing - assembly tool supplied

Door Lever Sets - 90 series

Traditional spring loaded Door Lever Sets offered in Latch/Passage, Privacy, Keyhole and Profile Cylinder configurations.



RH shown

▲ 9032



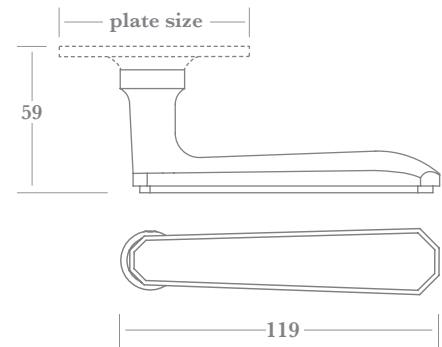
▲ 9031



▲ 9021-7

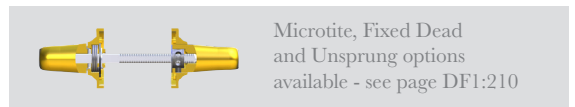


▲ 9011-7



	9031	9032	9021-7	9011-7
Plate Size	63 x 43	Ø 54†	150 x 50	200 x 50

†Ø 51 face fixed roses are available upon request



Fixings

Standard Lever Sets are designed for uncontrolled, hinged, solid residential doors and are supplied with finish matched no.6 x 19mm wood screws (except 9032 Concealed Fix Rosette - supplied with no.6 x 19mm wood screws and M5 x 64mm machine screws for bolt through fixing - see page DF1:210); and an 8mm x 90mm zinc-plated steel spindle (57mm max. door thickness).

Alternative spindle lengths and functions are available - see page DF1:210.

NB. Microtite Spindle Option is recommended for hollow core doors or those with door controls and/or seals.

How to Order

Split Finish Sets - order as singles

9031, 9032, 9011 & 9021:

- 1) select LEVER SET (e.g. 9031)
 - 2) add FINISH (e.g. 9031**PB**)
- If half set only required - add HANDING (e.g. 9031**PB/LH**).

9012-5 & 9022-5:

- 1) select PLATE SIZE & FUNCTION (e.g. 9012)
 - 2) add FINISH (e.g. 9012**PC**)
 - 3) add CENTRES (e.g. 9012**PC57**)
- If half set only required add HANDING (e.g. 9012**PC57/LH**).

9017 & 9027:

- 1) select PLATE SIZE (e.g. 9017)
 - 2) add FINISH (e.g. 9017**PC**)
 - 3) add CENTRES (e.g. 9017**PC57**)
- For half set coding add T (turn) or R (release) and HANDING (e.g. 9017**R/PC57/LH**).

* For coin release with indication please contact us for coding information.

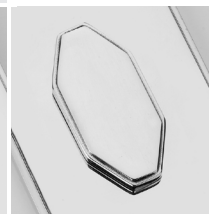
Finishes - See our price list or website for finish availability.




▲ 9011/9021 latch/passage




▲ 9012/9022 keyhole




▲ 9013/9023 keyhole with cover




▲ 9014/9024 oval cylinder




▲ 9015/9025 euro cylinder



▲ 9017/9027 privacy turn



▲ standard release



▲ release with indication (* see notes)

privacy turns & releases supplied loose for on-site handing - assembly tool supplied


Door Lever Sets - 37 series

Spring loaded Door Lever Sets offered in Latch/Passage, Privacy, Keyhole and Profile Cylinder configurations.



RH shown

▲ 3711

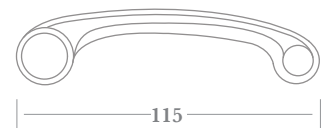
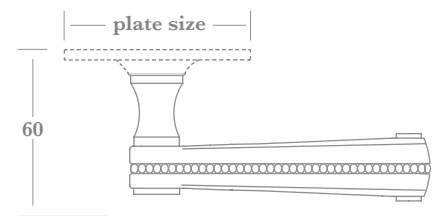


▲ 3741



▲ 3751-9

▲ 3761-9



	3711	3741	3751-9	3761-9
Plate Size	Ø 60	100 x 50	150 x 50	280 x 50



Microtite, Fixed Dead and Unsprung options available - see page DF1:210

Fixings

Standard Lever Sets are designed for uncontrolled, hinged, solid residential doors and are supplied with finish matched no.6 x 19mm wood screws and an 8mm x 90mm zinc-plated steel spindle (57mm max. door thickness).

Alternative spindle lengths and functions are available - see DF1:210.

NB. Microtite Spindle Option is recommended for hollow core doors or those with door controls and/or seals.

How to Order

Split Finish Sets - order as singles

3711, 3741, 3751 & 3761:

- 1) select LEVER SET (e.g. 3741)
- 2) add FINISH (e.g. 3741PB)

If half set only required - add HANDING (e.g. 3741PB/LH).

3752-5 & 3762-5:

- 1) select PLATE SIZE & FUNCTION (e.g. 3753)
- 2) add FINISH (e.g. 3753PC)
- 3) add CENTRES (e.g. 3753PC57)

If half set only required add HANDING (e.g. 3753PC57/LH).

3757-9 & 3767-9:

- 1) select PLATE SIZE & TURN DESIGN (e.g. 3759)
- 2) add FINISH (e.g. 3759PC)
- 3) add CENTRES (e.g. 3759PC57)


For half set coding add T (turn) or R (release) and HANDING (e.g. 3759R/PC57/LH).

* For coin release with indication please contact us for coding information.


Finishes - See our price list or website for finish availability.




▲ 3751/3761
latch/passage




▲ 3752/3762
keyhole




▲ 3753/3763
keyhole with cover



▲ 3754/3764
oval cylinder



▲ 3755/3765
euro cylinder




▲ 3757/3767
privacy turn




▲ 3758/3768
privacy turn



▲ 3759/3769
privacy turn



▲ standard release
supplied with
privacy sets



▲ release with
indication
(* see notes)

privacy turns & releases supplied loose for on-site handing - assembly tool supplied

Door Lever Sets - 42 series

Traditional spring loaded Door Lever Sets offered in Latch/Passage, Privacy, Keyhole and Profile Cylinder configurations.



RH shown


▲ 4202/4203



▲ 4206



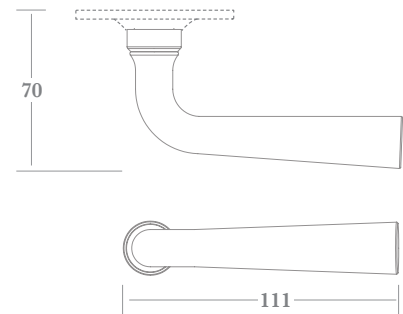
▲ 4211-9



▲ 4200/4201



▲ 4221-9



Fixings

Standard Lever Sets are designed for uncontrolled, hinged, solid residential doors and are supplied with finish matched no.6 x 19mm wood screws (except 4202 Concealed Fix Rosette - supplied with no.6 x 19mm wood screws and M5 x 64mm machine screws for bolt through fixing - see page DF1:210); and an 8mm x 90mm zinc-plated steel spindle (57mm max. door thickness).

Alternative spindle lengths and functions are available - see page DF1:210.

NB. Microtite Spindle Option is recommended for hollow core doors or those with door controls and/or seals.

How to Order

Split Finish Sets - order as singles

4200, 4202, 4206, 4211 & 4221:

- 1) select LEVER SET (e.g. 4206)
- 2) add FINISH (e.g. 4206PB)

If half set only required - add HANDING (e.g. 4206PB/LH).

4212-5 & 4222-5:

- 1) select PLATE SIZE & FUNCTION (e.g. 4213)
- 2) add FINISH (e.g. 4213PC)
- 3) add CENTRES (e.g. 4213PC57)

If half set only required add HANDING (e.g. 4213PC57/LH).

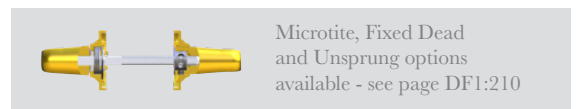
4217-9 & 4227-9:

- 1) select PLATE SIZE & TURN DESIGN (e.g. 4219)
 - 2) add FINISH (e.g. 4219PC)
 - 3) add CENTRES (e.g. 4219PC57)
- For half set coding add T (turn) or R (release) and HANDING (e.g. 4219R/PC57/LH).

* For coin release with indication please contact us for coding information.

Finishes - See our price list or website for finish availability.

	4200	4201	4202	4203	4206	4211-9	4221-9
Plate Size	Ø 51	Ø 60	Ø 54	Ø 60	102 x 41	152 x 41	220 x 41



Microtite, Fixed Dead and Unsprung options available - see page DF1:210

 ▲ 4211/4221 latch/passage	 ▲ 4212/4222 keyhole	 ▲ 4213/4223 keyhole with cover	 ▲ 4214/4224 oval cylinder	 ▲ 4215/4225 euro cylinder
 ▲ 4217/4227 privacy turn	 ▲ 4218/4228 privacy turn	 ▲ 4219/4229 privacy turn	 ▲ standard release supplied with privacy sets	 ▲ release with indication (* see notes)

privacy turns & releases supplied loose for on-site handing - assembly tool supplied

Door Lever Sets - 57 series

Traditional spring loaded Door Lever Sets offered in Latch/Passage, Privacy, Keyhole and Profile Cylinder configurations.



RH shown


▲ 5722



▲ 5746



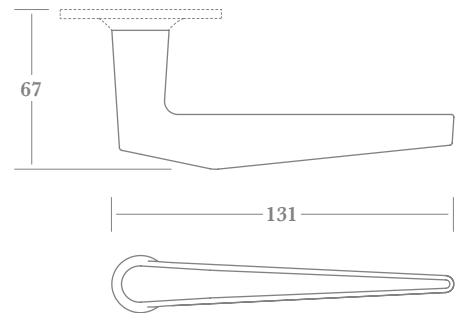
▲ 5751-9



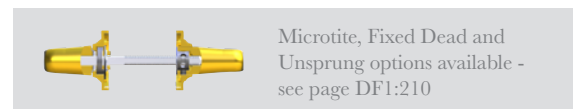
▲ 5720



▲ 5761-9



	5720	5722	5746	5751-9	5761-9
Plate Size	Ø 51	Ø 54	102 x 41	152 x 41	220 x 41



Fixings

Standard Lever Sets are designed for uncontrolled, hinged, solid residential doors and are supplied with finish matched no.6 x 19mm wood screws (except 5722 Concealed Fix Rosette - supplied with no.6 x 19mm wood screws and M5 x 64mm machine screws for bolt through fixing - see page DF1:210); and an 8mm x 90mm zinc-plated steel spindle (57mm max. door thickness).

Alternative spindle lengths and functions are available - see page DF1:210.

NB. Microtite Spindle Option is recommended for hollow core doors or those with door controls and/or seals.

How to Order

Split Finish Sets - order as singles

5720, 5722, 5746, 5751 & 5761:

- 1) select LEVER SET (e.g. 5746)
 - 2) add FINISH (e.g. 5746PB)
- If half set only required - add HANDING (e.g. 5746PB/LH).

5752-5 & 5762-5:

- 1) select PLATE SIZE & FUNCTION (e.g. 5753)
 - 2) add FINISH (e.g. 5753PC)
 - 3) add CENTRES (e.g. 5753PC57)
- If half set only required add HANDING (e.g. 5753PC57/LH).

5757-9 & 5767-9:

- 1) select PLATE SIZE & TURN DESIGN (e.g. 5759)
 - 2) add FINISH (e.g. 5759PC)
 - 3) add CENTRES (e.g. 5759PC57)
- For half set coding add T (turn) or R (release) and HANDING (e.g. 5759R/PC57/LH).

* For coin release with indication please contact us for coding information.



Finishes - See our price list or website for finish availability.

 ▲ 5751/5761 latch/passage	 ▲ 5752/5762 keyhole	 ▲ 5753/5763 keyhole with cover	 ▲ 5754/5764 oval cylinder	 ▲ 5755/5765 euro cylinder
 ▲ 5757/5767 privacy turn	 ▲ 5758/5768 privacy turn	 ▲ 5759/5769 privacy turn	 ▲ standard release supplied with privacy sets	 ▲ release with indication (* see notes)

privacy turns & releases supplied loose for on-site handing - assembly tool supplied

Door Lever Sets - 61 series

Traditional spring loaded Door Lever Sets offered in Latch/Passage, Privacy, Keyhole and Profile Cylinder configurations.



6103 RH shown

Fixings

Standard Lever Sets are designed for uncontrolled, hinged, solid residential doors and are supplied with finish matched no.6 x 19mm wood screws (except 6102 & 6103 Concealed Fix Rosette - supplied with no.6 x 19mm wood screws and M5 x 64mm machine screws for bolt through fixing - see page DF1:210); and an 8mm x 130mm zinc-plated steel spindle (60mm max. door thickness).

Alternative spindle lengths and functions are available - see page DF1:210.

NB. Microtite Spindle Option is recommended for hollow core doors or those with door controls and/or seals.

How to Order

Split Finish Sets - order as singles

6100, 6101, 6102, 6103, 6116, 6121 & 6131:

- 1) select LEVER SET (e.g. **6116**)
- 2) add FINISH (e.g. 6116**PB**)

If half set only required - add HANDING (e.g. 6116**PB/LH**).

6122-5 & 6132-5:

- 1) select PLATE SIZE & FUNCTION (e.g. **6123**)
 - 2) add FINISH (e.g. 6123**PC**)
 - 3) add CENTRES (e.g. 6123**PC57**)
- If half set only required add HANDING (e.g. 6123**PC57/LH**).

6127-9 & 6137-9:


- 1) select PLATE SIZE & TURN DESIGN (e.g. **6129**)
- 2) add FINISH (e.g. 6129**PC**)
- 3) add CENTRES (e.g. 6129**PC57**)

For half set coding add T (turn) or R (release) and HANDING (e.g. 6129**R/PC57/LH**).

* For coin release with indication please contact us for coding information.

Finishes - See our price list or website for finish availability.

▲ 6102/6103



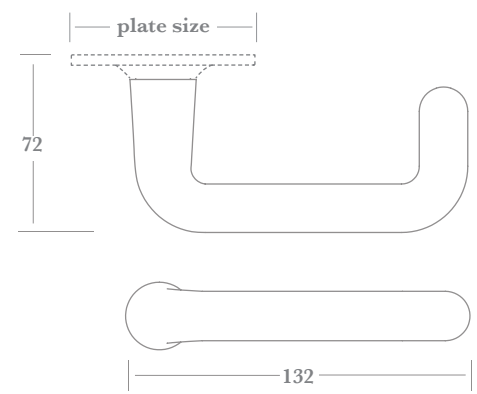
▲ 6100/6101†



▲ 6116




▲ 6131-9




	6100	6101	6102	6103	6116	6121-9	6131-9
Plate Size	Ø 60	Ø 51†	Ø 54	Ø 60	102 x 41	152 x 41	220 x 41


† Ø 51 rose design has 4 screw holes




Microtite, Fixed Dead and Unsprung options available - see page DF1:210




▲ 6121/6131
latch/passage



▲ 6122/6132
keyhole




▲ 6123/6133
keyhole with cover



▲ 6124/6134
oval cylinder




▲ 6125/6135
euro cylinder




▲ 6127/6137
privacy turn




▲ 6128/6138
privacy turn



▲ 6129/6139
privacy turn



▲ standard release
supplied with
privacy sets



▲ release
with indication
(* see notes)

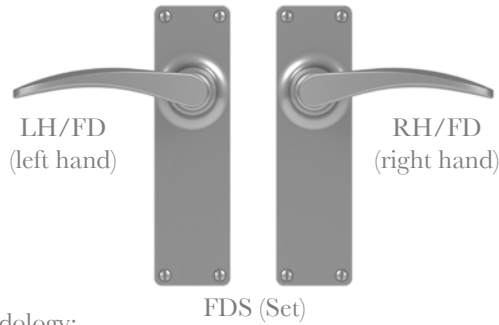
privacy turns & releases supplied loose for on-site handing - assembly tool supplied

Door Lever Options

Fixed Dead (Dummy) Option

As an alternative to using Taylors Spindles we can factory fix dead levers to plates and roses.

To order this option, add **FD** to code for half sets (e.g. 5521PB/RH/**FD**), or **FDS** for full sets (e.g. 5521PB/**FDS**).

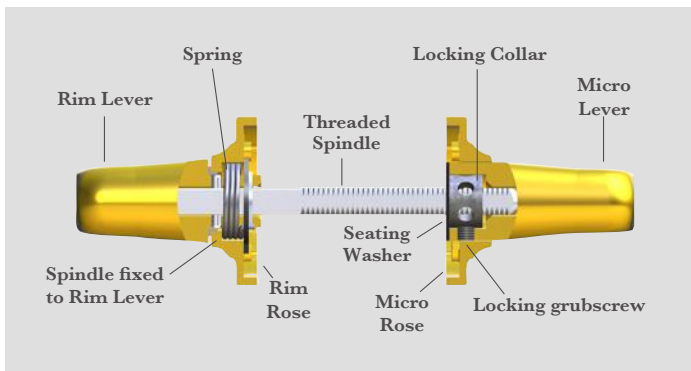
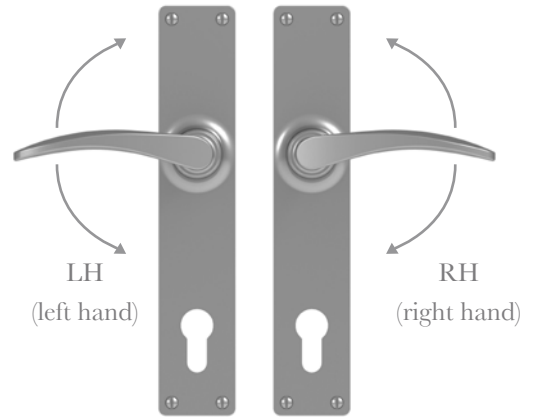


Methodology:

Plate adapted to prevent lever from rotating, then an M10 Clamping Bolt with threadlock secures lever in place.

Unsprung Option


All traditional Levers are available Unsprung, which will facilitate use with a multipoint lock mechanism. To order this option add **NSP** to code (e.g. 5535PC92/**NSP** for full sets & 5535PC92/LH/**NSP** for half sets).



Microtite Option

- Recommended for hollow core doors or those fitted with a door control and/or seals.
- Unique sprung design.
- Infinitely adjustable for doors between 35mm and 65mm thick.
- All the pulling force is transferred through the spindle.
- No visible grubscrew.
- Split finish sets are available - please contact us for coding and pricing information.

To order this option add **MC** after primary code (e.g. 4478**MC**/PC72)



Concealed Fix Rosettes


All traditional Levers (section DF1) are available fitted to concealed fix, sprung loaded, rosettes.

These provide for woodscrew fixing and/or through bolt fixing using break-off machine screws at 38mm centres in a horizontal orientation.

Alternative orientations (eg. vertical) can be provided - please contact us for further information.

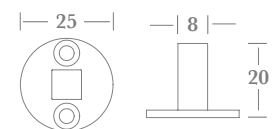
Fixings provided (all stainless steel) - 8pcs no.6 x 19mm wood screws & 2pcs M5 x 70mm break-off machine screws per set (screw pack also available separately - code 01/036).

Spindle Options



	A	B	C
L (length)	90	130	175

▲ **9005 Plain Spindle** (stainless steel)



For fixed dead mounting of traditional knob & lever furniture (sections DF1 & DF2). Supplied with no.6 x 19mm wood screws.

▲ **9000 Taylors Spindle** (zinc plated steel)

Multipoint Lever Sets - 397 Series

An unsprung, Regency style, Door Lever Set, configured to work with both European and US Multipoint Locks. Alternative through-bolt positions are available upon request.



397M08/PC/3711/RH shown

Fixings

Supplied with M5 x 25mm finish matched slotted blind nuts, M5 allthreads and an 8mm x 110mm stainless steel lockpoint spindle with grub screws, all to suit doors up to 75mm thick.

How to Order

Split Finish Sets - order as singles

- 1) select LOCK TYPE (e.g. **397M**)
- 2) add FUNCTION code (e.g. **397M02**)
- 3) choose TURN, see Allart Select pages ST7:130/140 for Turn options (e.g. **397M02/T61**)
- 3) add FINISH (e.g. **397M02/T61/ABU**)
- 4) choose LEVER, see Allart Select section ST1 for Lever options (use code 3711 for Lever illustrated here) (e.g. **397M02/T61/ABU/7771**)
- 5) add HANDING (e.g. **397M02/T61/ABU/7771RH**).

For FIX DEAD pairs of plates add FDS to code (e.g. **397M04/ABU/7771RH/FDS**).

For FIX DEAD single plates add FD to code (e.g. **397M09/ABU/7771RH/FD**).

NB. Multipoint Lock Sets are handed from the OUTSIDE plate - see illustrations.

FIX DEAD DUMMY OPTION

Achieved by custom machining Backplate & Lever

MULTIPOINT SET HANDING

inside outside

RH SET

outside inside

LH SET

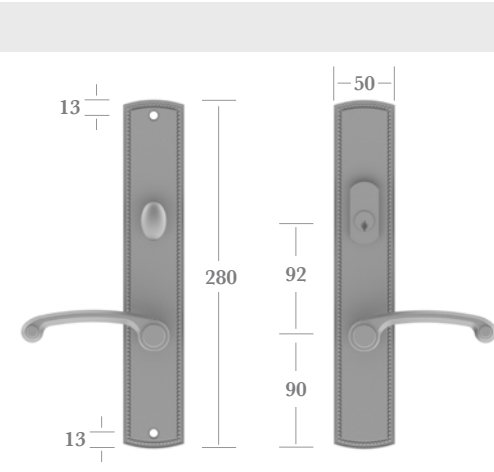
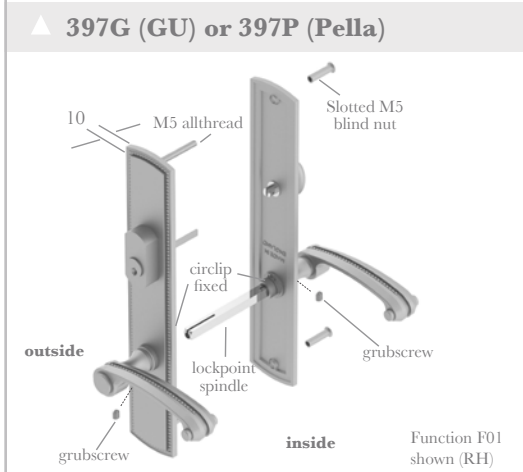
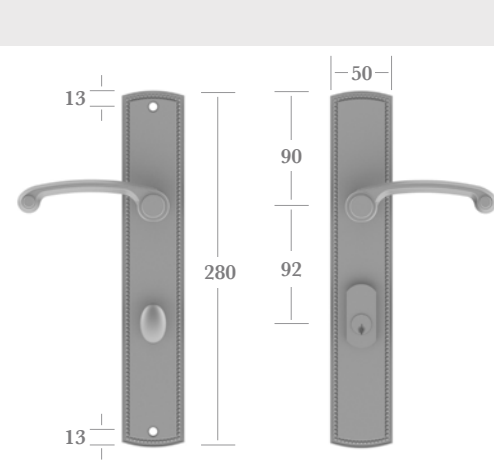
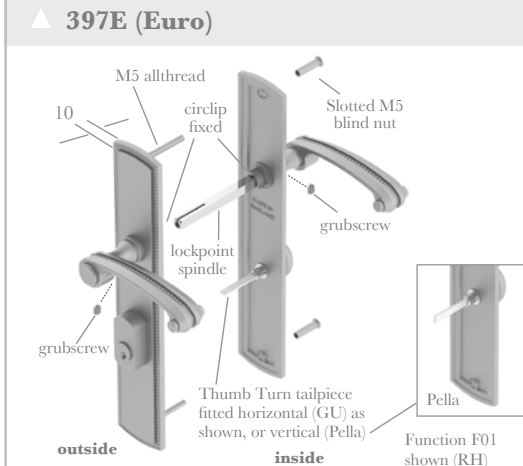
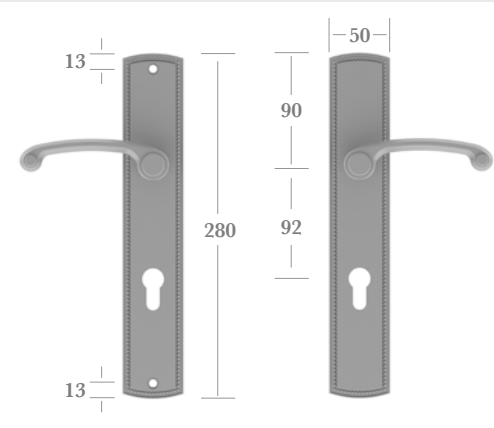
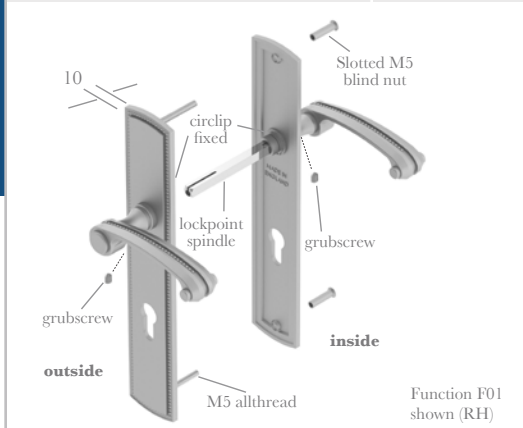


▲ **397E** **397G/397P**

LEVER & TURN OPTIONS

See section ST1 for Lever options

See pages ST6:020 & 030 for Turn options



▲ **397M (Marvin)**

Function Codes - 397 Series Multipoint Locks

Euro Locks	E01	E02	E03	E04	E05
Outside Plate	Lever & Euro Cutout	Lever only (*)	Blank	Lever only (*)	Blank
Inside Plate	Lever & Euro Cutout	Lever & Euro Cutout	Lever & Euro Cutout	Lever only	Lever only
	E06	E07	E08	E09	E10
Outside Plate	-	-	Lever & Euro Cutout	Lever only	Blank
Inside Plate	Lever & Euro Cutout	Lever only	-	-	-

Pella & GU Locks	P01 or G01	P02 or G02	P03 or G03	P04 or G04	P05 or G05
Outside Plate	Lever & Lock Block	Lever only (*)	Blank	Lever only (*)	Blank
Inside Plate	Lever & Thumb Turn	Lever & Thumb Turn	Lever & Thumb Turn	Lever only	Lever only
	P06 or G06	P07 or G07	P08 or G08	P09 or G09	P10 or G10
Outside Plate	-	-	Lever & Lock Block	Lever only	Blank
Inside Plate	Lever & Thumb Turn	Lever only	-	-	-

Marvin Locks	M01	M02	M03	M04	M05
Outside Plate	Lever & Lock Block	Lever only (*)	Blank	Lever only (*)	Blank
Inside Plate	Lever & Thumb Turn	Lever & Thumb Turn	Lever & Thumb Turn	Lever only	Lever only
	M06	M07	M08	M09	M10
Outside Plate	-	-	Lever & Lock Block	Lever only	Blank
Inside Plate	Lever & Thumb Turn	Lever only	-	-	-

(*) If functions 02 & 04 are required with operating inside handles & fixed dead dummy outside handles, please order two separate single plates (Function codes 06-10)

Door Lever Sets - Multipoint Locks

Two unsprung and two sprung Multipoint Lock Plate Sets, available with a choice of nine standard Lever designs. Each plate type is configured to work with different Lock through-bolt positions as illustrated. Alternative Levers and through-bolt positions are available upon request.



3006 shown with special order Lever fitted



LH Set shown with 5361 Levers & 92mm centres

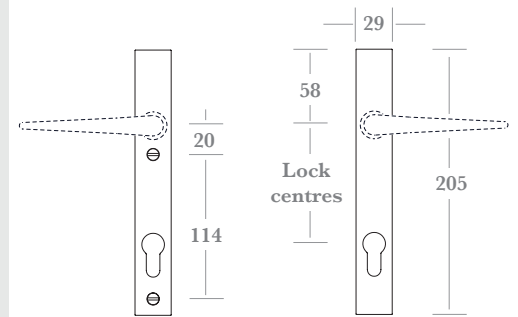


Plate thickness 10mm

▲ **3004 (unsprung) / 3003 (sprung)**



LH Set shown with 5720 Levers & 92mm centres

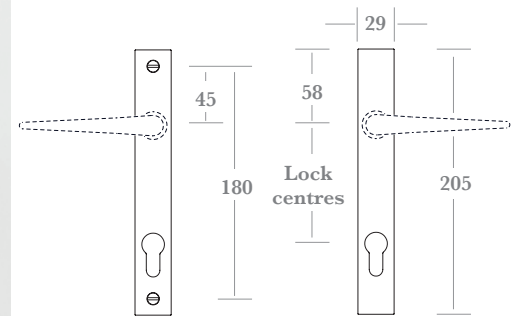


Plate thickness 10mm

▲ **3006 (unsprung) / 3002 (sprung)**

Fixings

Supplied with M5 x 25mm finish matched slotted blind nuts, M5 allthreads and an 8mm x 110mm stainless steel lockpoint spindle with grub screws, all to suit doors up to 75mm thick.

How to Order

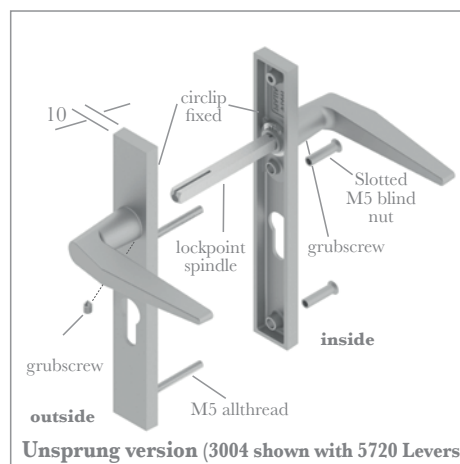
Split Finish Sets - order as singles

- 1) select PLATE (note different fixing positions, and sprung/unsprung)
- 2) add FINISH (e.g. 3004PC)
- 3) add CENTRES (e.g. 3004PC92)
- 4) add LEVER DESIGN (e.g. 3004PC92/5220)

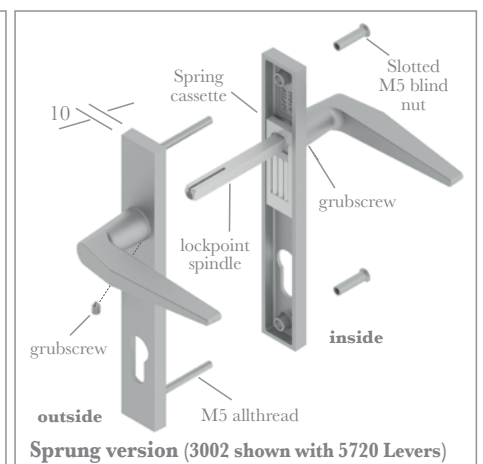
5) add HANDING*, unsprung versions only (e.g. 3004PC92/5220RH)
 *Handing not needed for sprung versions as levers are supplied loose, unsprung version levers are circlip fixed. Handing is from the OUTSIDE plate - see illustration.

Single Plates & Exterior Plate without Cylinder cutout are available - please contact us for coding information.

Finishes - See our price list or website for finish availability.



Unsprung version (3004 shown with 5720 Levers)



Sprung version (3002 shown with 5720 Levers)

LEVER CODES

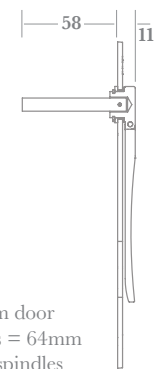
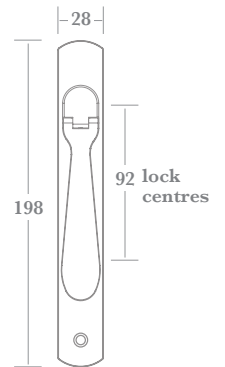
1501	1551	5220	5331	5361
				Please refer to pages DF1:010 to 140 for dimensional information
5410	5510	5720	9031	

alternative Levers available upon request

Bi-fold Door Handle & 3R35 Locking Latch

1210 is a Bi-fold Door Handle for sliding folding door sets. The handle is spring loaded to eliminate rattle.

1218 is a Reversible sprung Door Lever Set designed to operate a Chubb/Union 3R35 Locking Latch, with a choice of alternative levers available.



minimum door thickness = 64mm (shorter spindles available on request)

▲ 1210

Fixings

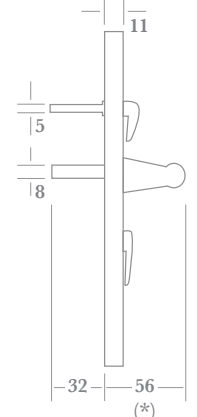
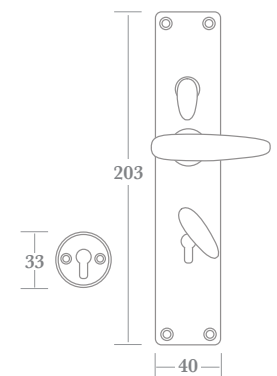
1210 - Supplied with finish matched no.8 x 38mm wood screws and fixed 8mm stainless steel spindle (90mm max. door thickness).

1218 - Supplied with a zinc-plated steel spindle and finish matched no.6 x 25mm wood screws. Escutcheon supplied with finish matched no.4 x 13mm wood screws.

How to Order

- 1) select HANDLE or LATCH (e.g. 1218).
- 2) add FINISH (e.g. 1218PB).

Finishes - See our price list or website for finish availability.



(* projection will vary if alternative lever specified)

▲ 1218



A large choice of alternative levers are available upon request.