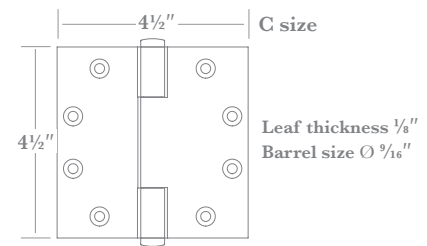
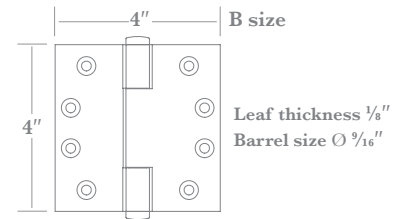



Solid Brass Door Hinges - ANSI Specification

Solid Brass ANSI specification Door Hinges available in two sizes, with a choice of Finial designs. 7441 is a lift off hinge design, with optional bush detail, and 7440 has the choice of a non-removable pin for outward opening doors (where enhanced security is required).

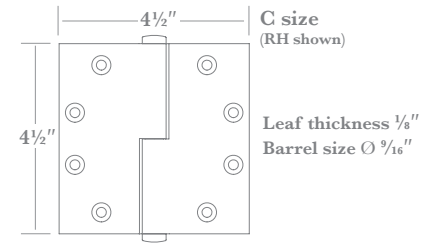
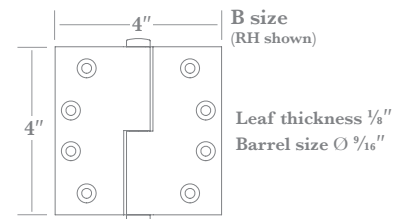
Supplied with finish matched flat head slotted wood screws.



For installation dimensions see website.

▲ 7440

Hinges manufactured to comply with ANSI Standard preparations.



For installation dimensions see website.

RH shown

▲ 7441

Hinges manufactured to comply with ANSI Standard preparations.

Fixings

Door Hinges supplied with finish matched no.12 x 1 1/4" flat head slotted wood screws.

For installation dimensions see website.

How to Order

- 1) select HINGE (e.g. 7441)
- 2) add FINISH (e.g. 7441PBU)
- 3) add SIZE (e.g. 7441PBU/B)
- 4) 7441 only - add LH Left Hand or RH Right Hand (e.g. 7441PBU/B/LH), and optional 'Bush' detail (e.g. 7441PBU/B/LH/BUSH)
- 5) add FINIAL (e.g. 7441PBU/B/LH/HF01).

7440 only - If non-removable pin required add NRP to code (e.g. 7440PBU/B/HF01/NRP).

Finishes - See our price list or website for finish availability.

