

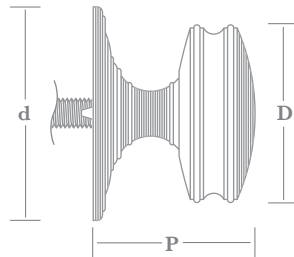
Centre Door Knobs

Four classic designs of Centre Door Knob, all CNC machined from blocks of solid brass to produce perfect detailing and proportion.

A Secret Face Fixed option is available which has the advantage of no visible fixing showing on the inside face of the door (see page DF5:010).



▲ 2596

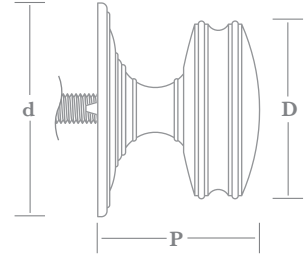


	D (dia)	d (dia)	P (projection)
2596 A	Ø 75	Ø 94	72
2596 B	Ø 94	Ø 113	86

custom sizes available upon request



▲ 2597



	D (dia)	d (dia)	P (projection)
2597 A	Ø 75	Ø 94	72
2597 B	Ø 94	Ø 113	86

custom sizes available upon request

Fixings

Supplied with anti-rotation pin, blind nut with cover cap, and M12 x 50mm allthread to suit doors up to 64mm thick (longer allthread available on request).



Finish matched cover cap

Secret Face Fixing - see page DF5:010.

Pairs of Knobs are supplied with a back-to-back fixing system.

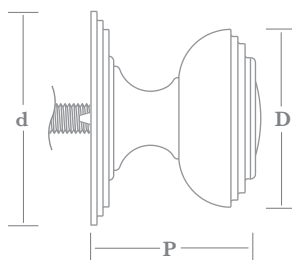
How to Order

- 1) select KNOB (e.g. 2599)
- 2) add FINISH (e.g. 2599PBU)
- 3) add SIZE (e.g. 2599PBU/B)
- 4) To order a pair of Knobs with BACK-TO-BACK fixings add BTB (e.g. 2599PBU/B/BTBTB).

Finishes - See our price list or website for finish availability.



▲ 2598

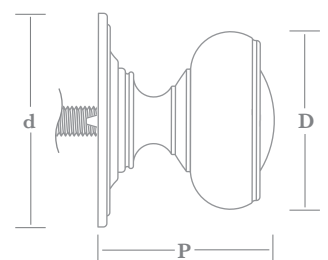


	D (dia)	d (dia)	P (projection)
2598 A	Ø 75	Ø 94	73
2598 B	Ø 94	Ø 113	90

custom sizes available upon request



▲ 2599



	D (dia)	d (dia)	P (projection)
2599 A	Ø 75	Ø 94	76
2599 B	Ø 94	Ø 113	93

custom sizes available upon request

Centre Door Knobs

Four modern contemporary designs of Centre Door Knob, all CNC machined from blocks of solid brass to produce perfect detailing and proportion.

A Secret Face Fixed option is available which has the advantage of no visible fixing showing on the inside face of the door (see page DF5:010).




▲ 2580



▲ 2581



▲ 2582



▲ 2583

Fixings

Supplied with anti-rotation pin, blind nut with cover cap, and M12 x 50mm allthread to suit doors up to 64mm thick (longer allthread available on request).



Finish matched cover cap

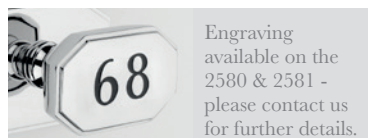
Secret Face Fixing - see page DF5:010.

Pairs of Knobs are supplied with a back-to-back fixing system.

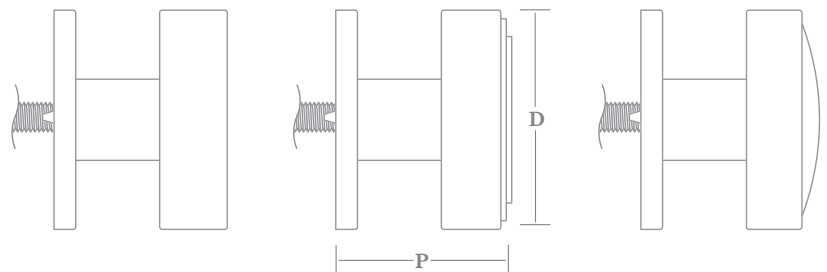
How to Order

- 1) select KNOB (e.g. 2580)
- 2) add FINISH (e.g. 2580PBU)
- 3) add SIZE (e.g. 2580PBU/B)
- 4) To order Secret Face Fixed version add SFF (eg.2580PBU/B/SFF).
- 5) To order a pair of Knobs with BACK-TO-BACK fixings add BTB (e.g. 2580PBU/B/BTB).

Finishes - See our price list or website for finish availability.



Engraving available on the 2580 & 2581 - please contact us for further details.





	D (dia)	P (projection)
A	Ø 81	64
B	Ø 94	74

custom sizes available upon request

Centre Door Knobs

Four modern contemporary designs of Centre Door Knob, all CNC machined from blocks of solid brass to produce perfect detailing and proportion.

A Secret Face Fixed option is available which has the advantage of no visible fixing showing on the inside face of the door, see below.



Fixings

Supplied with anti-rotation pin, blind nut with cover cap, and M12 x 50mm allthread to suit doors up to 64mm thick (longer allthread available on request).



Finish matched cover cap

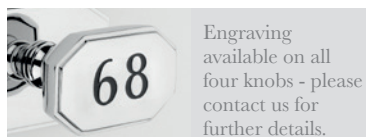
Secret Face Fixing - see below.

Pairs of Knobs are supplied with a back-to-back fixing system.

How to Order

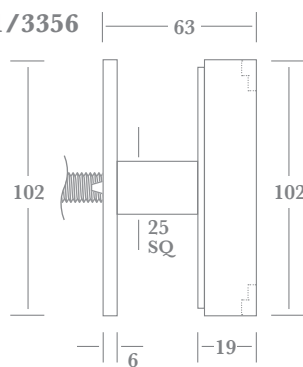
- 1) select KNOB (e.g. 3351)
- 2) add FINISH (e.g. 3351PBU)
- 3) To order Secret Face Fixed version add SFF (eg.3351PBU/A/SFF).
- 4) To order a pair of Knobs with BACK-TO-BACK fixings add BTB (e.g. 3351PBU/A/BTB).

Finishes - See our price list or website for finish availability.

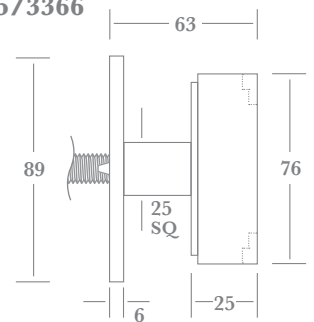


Engraving available on all four knobs - please contact us for further details.

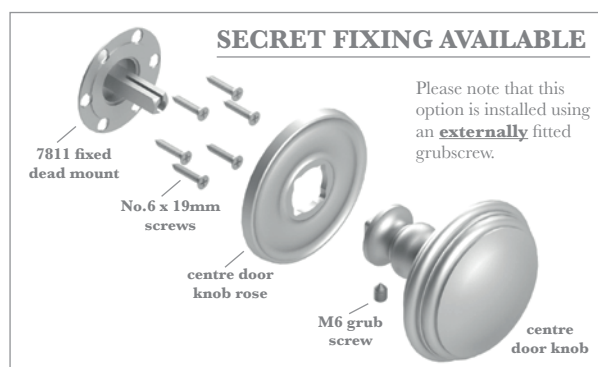
3351/3356



3365/3366



custom sizes available upon request




SECRET FIXING AVAILABLE

Please note that this option is installed using an **externally** fitted grub screw.

Centre Door Knobs


The 3361 & 3376 are CNC machined from blocks of solid brass to produce perfect detailing and superb clean lines. The 9464, 2590 & 2592 are of semi-solid construction, yet still retain substantial heft.

A Secret Face Fixed option is available which has the advantage of no visible fixing showing on the inside face of the door (see page DF5:010).



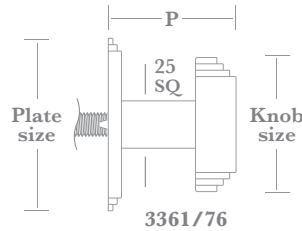
A size shown

▲ 3361 (round edge design)



B size shown

▲ 3376 (square edge design)

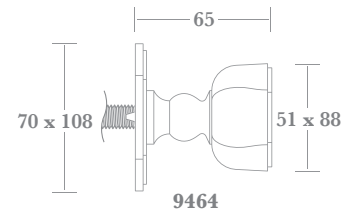


	Knob size	Plate size	P
A	81 x 63	101 x 81	60
B	101 x 77	125 x 101	63

custom sizes available upon request

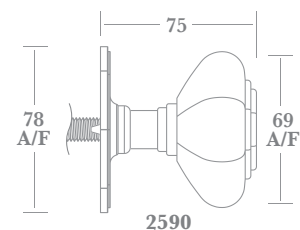
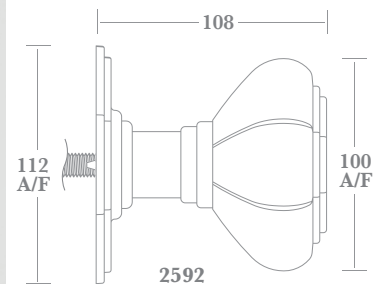


▲ 9464



2590 shown

▲ 2590/2592



A/F = dimension across flats

Fixings

Supplied with anti-rotation pin, blind nut with cover cap, and M12 x 50mm allthread to suit doors up to 64mm thick (longer allthread available on request).



Finish matched cover cap

Secret Face Fixing - see page DF5:010.

Pairs of Knobs are supplied with a back-to-back fixing system.

How to Order

- 1) select KNOB (e.g. 2590)
- 2) add FINISH (e.g. 2590PBU)
- 3) 3361 & 3376 only - add SIZE (e.g. 3361PBU/A)
- 4) To order Secret Face Fixed version add SFF (eg.2590PBU/A/SFF)
- 5) To order a pair of Knobs with BACK-TO-BACK fixings add BTB (e.g. 3361PBU/A/BTB).

Finishes - See our price list or website for finish availability.



Engraving available on all four knobs - please contact us for further details.

Centre Door Knobs

The two sizes of 2591 are CNC machined from blocks of solid brass to produce perfectly cut facets. The others are of semi-solid construction, yet still retain substantial heft.

A Secret Face Fixed option is available which has the advantage of no visible fixing showing on the inside face of the door (see page DF5:010).



▲ 2594



▲ 2653



▲ 2591



▲ 2593

Fixings

Supplied with anti-rotation pin, blind nut with cover cap, and M12 x 50mm allthread to suit doors up to 64mm thick (longer allthread available on request).



Finish matched cover cap

Secret Face Fixing - see page DF5:010

Pairs of Knobs are supplied with a back-to-back fixing system.

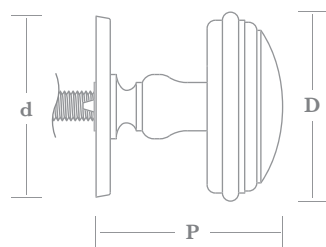
How to Order

- 1) select KNOB (e.g. 2594)
- 2) add FINISH (e.g. 2594**PBU**)
- 3) add SIZE (e.g. 2594**PBU/A**).
- 4) To order Secret Face Fixed version add **SFF** (eg.2594**PBU/A/SFF**)
- 5) To order a pair of Knobs with **BACK-TO-BACK** fixings add **BTB** (e.g. 2594**PBU/A/BTB**).

Finishes - See our price list or website for finish availability.

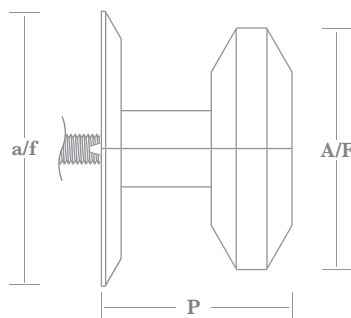


Engraving available on 2591 - please contact us for further details.



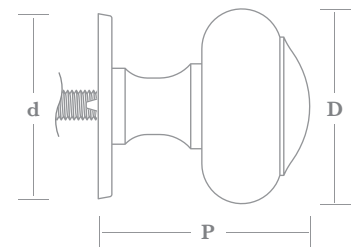
	D (dia)	d (dia)	P (projection)
2594 A	Ø 75	Ø 72	75
2594 B	Ø 100	Ø 95	90

custom sizes available upon request



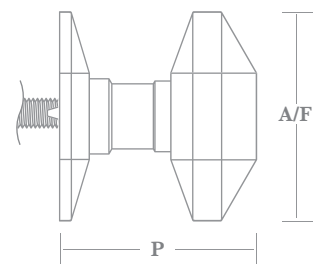
	A/F	a/f	P (projection)
2591 A	75	87	60
2591 B	100	100	63

custom sizes available upon request
A/F = dimension across flats



	D (dia)	d (dia)	P (projection)
2653 A	Ø 73	Ø 72	80
2653 B	Ø 100	Ø 95	109

custom sizes available upon request




	A/F	P (projection)
2593 A	70	72
2593 B	79	74

custom sizes available upon request

Letter Plates


Four CNC machined Letter Plates with inward opening sprung flaps.

Interior Tidies, coordinating Centre Door Knobs, Door Knockers and Cylinder Pulls can be found within this section.



Fixings

Supplied with M6 x 34mm allthreads for doors 44mm to 57mm thick and M6 x 51mm allthreads for doors 57mm to 76mm thick, with M6 blind nuts and finish matched cover caps. Longer allthreads for thicker doors available on request.

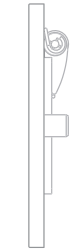


How to Order

- 1) select PLATE (e.g. 3359)
- 2) add FINISH (e.g. 3359PBU).

NB. Exterior Letter Plate only supplied - for Interior Tidies see page DF5:050.

Finishes - See our price list or website for finish availability.



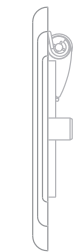
side view

▲ 3354



side view

▲ 3359



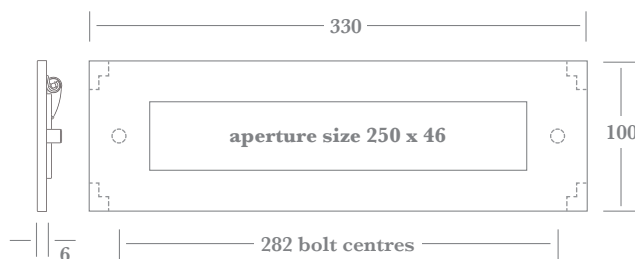
side view

▲ 3364 (round edge design)



side view

▲ 3379 (square edge design)

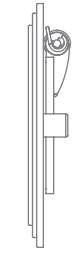



CUSTOM SIZES
These Letter Plates can be specially manufactured in custom sizes if desired.

Letter Plates

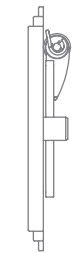
Three CNC machined Letter Plates with inward opening sprung flaps.

Interior Tidies, coordinating Centre Door Knobs, Door Knockers and Cylinder Pulls can be found within this section.



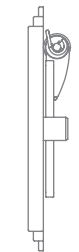
side view

▲ 3390



side view

▲ 3391 (square edge design)




side view

▲ 3392 (round edge design)

Fixings

Supplied with M6 x 34mm allthreads for doors 44mm to 57mm thick and M6 x 51mm allthreads for doors 57mm to 76mm thick, with M6 blind nuts and finish matched cover caps. Longer allthreads for thicker doors available on request.

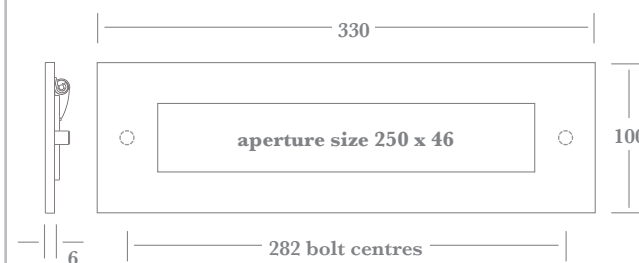


How to Order

- 1) select PLATE (e.g. 3390)
- 2) add FINISH (e.g. 3390PBU).

NB. Exterior Letter Plate only supplied - for Interior Tidies see page DF5:050.


Finishes - See our price list or website for finish availability.



CUSTOM SIZES
These Letter Plates can be specially manufactured in custom sizes if desired.

Letter Plates & Interior Tidies


Two Letter Plates with inward opening sprung flaps, along with an Interior Tidy available in a variety of sizes.



▲ 1101



▲ 9453



▲ 1102

Fixings

Supplied with M6 x 34mm allthreads for doors 44mm to 57mm thick and M6 x 51mm allthreads for doors 57mm to 76mm thick, with M6 blind nuts and finish matched cover caps. Longer allthreads for thicker doors available on request



1102: Supplied with finish matched No.6 x 3/4" flat counter sink wood screws.

How to Order

- 1) select PLATE/TIDY (e.g. 1101)
 - 2) add FINISH (e.g. 1101PGU).
- 1102 - add SIZE (e.g. 1101PGU/C).

Finishes - See our price list or website for finish availability.

	Overall size	Aperture size
1101	305 x 95	230 x 47
9453	255 x 90	182 x 50

	Overall size	Designed to work with Letter Plate code:
1102 A	305 x 96	9453
1102 B	356 x 96	1101/3354/ 3359/3364/3379
1102 C	406 x 96	
1102 D	430 x 96	

Interior Tidies

Interior Tidy Frame and Flaps designed to work with our Exterior Letter Plates.



▲ Letter Tidy Frame & Flap 1104, 1105, 1106



▲ Letter Tidy Flap 1103



▲ Letter Tidy Frame 1107, 1108, 1109

Fixings

1103: Supplied with finish matched No.6 x 3/4" flat counter sink wood screws. Clear plastic bump stop fitted to knob screw head.

1104, 1105, 1106, 1107, 1108 & 1109: Supplied with finish matched M6 blind nuts to work with suiting external letter plate. 1104, 1105 & 1106 also supplied with clear plastic bump stop fitted to each end of plate and knob screw head.

Finish matched M6 blind nut



How to Order


- 1) select TIDY (e.g. 1103)
- 2) add FINISH (e.g. 1103**ABU**).
- 3) add SIZE if applicable (e.g. 1103**ABU/C**).

Finishes - See our price list or website for finish availability.

	Overall size	Use with Letter Plate:
1103A 1104A 1107A	305 x 96	
1103B 1104B 1107B	356 x 96	1101
1103C 1104C 1107C	406 x 118	
1103D 1104D 1107D	430 x 118	
1105 1108	356 x 96	3354/3359/ 3364/3379
1106 1109	306 x 96	9453

Door Knockers


Three heavyweight Door Knockers, all well proportioned and of heavy, solid construction, which coordinate with Letter Plates, Centre Door Knobs and Cylinder Pulls found within this section.



▲ 3381 120 x 114

Fixings

Supplied with anti-rotation pin, blind nut with finish-matched cover cap, and M6 x 50mm allthread to suit doors up to 64mm thick (longer allthread available on request).



How to Order

- 1) select KNOCKER (e.g. 3380)
- 2) add FINISH (e.g. 3380PBU).

Finishes - See our price list or website for finish availability.




▲ 3380 120 x 114



▲ 3382 160 x 44

Door Knockers

Three heavyweight Door Knockers, one classic Drop Ring and two modern contemporary square designs which coordinate with Letter Plates, Centre Door Knobs and Cylinder Pulls found within this section.



▲ 2564 135 x 110

Fixings

Supplied with anti-rotation pin, blind nut with finish-matched cover cap, and M6 x 50mm allthread to suit doors up to 64mm thick (longer allthread available on request).



Finish matched cover cap


How to Order

- 1) select KNOCKER (e.g. 2564)
- 2) add FINISH (e.g. 2564PBU).

Finishes - See our price list or website for finish availability.



▲ 3350 106 x 100



▲ 3355 106 x 100

Door Knockers

Three Art Deco period inspired Door Knockers, all well proportioned and of heavy, solid construction, and our take on the classic 'Doctors Pattern' Door Knocker.



Fixings

Supplied with anti-rotation pin, blind nut with finish-matched cover cap, and M6 x 50mm allthread to suit doors up to 64mm thick (longer allthread available on request).



Finish matched cover cap

How to Order

- 1) select KNOCKER (e.g. 9471)
- 2) add FINISH (e.g. 9471PBU).

Finishes - See our price list or website for finish availability.



▲ 3360 (round edge design) 149 x 44



▲ 3375 (square edge design) 149 x 44



▲ 9471 145 x 40



▲ 7453 180 x 55


Bell Pushes

Six classic designs of concealed fix Bell Push - each offered in four different diameters - complementing the Allart Select Door Knob and Lever Rosettes in section ST3; all supplied with finish matched push buttons.



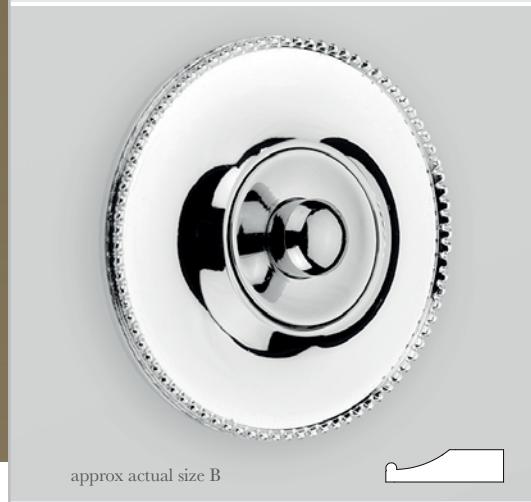
approx actual size B

▲ 7822BP




approx actual size B

▲ 7827BP




approx actual size B

▲ 7838BP



approx actual size B

▲ 7841BP



approx actual size B

▲ 7846BP



approx actual size B

▲ 7847BP

Fixings

Supplied with subrose and no.4 x 13mm wood screws.

How to Order

- 1) select PUSH (e.g. 7846BP)
- 2) add FINISH (e.g. 7846BP/PBU)
- 3) add SIZE (e.g. 7846BP/PBU/B).

Finishes - See our price list or website for finish availability.




	A	B	C	D
D (diameter)	Ø 44	Ø 54	Ø 64	Ø 76

Custom sizes available upon request - surcharge may apply.



Bell Pushes

Two traditional and four contemporary designs of concealed fix Bell Push - each offered in up to four different diameters - complementing the Allart Select Door Knob and Lever Rosettes in section ST3; all supplied with finish matched push buttons.




Fixings

Supplied with subrose and no.4 x 13mm wood screws.

How to Order

- 1) select PUSH (e.g. 7843BP)
- 2) add FINISH (e.g. 7843BP/PBU)
- 3) add SIZE (e.g. 7843BP/PBU/B).

Finishes - See our price list or website for finish availability.



▲ 7845BP (available in B, C & D size only)

▲ 7844BP



	A	B	C	D
D (diameter)	Ø 44	Ø 54	Ø 64	Ø 76

Custom sizes available upon request - surcharge may apply.




Bell Pushes

A selection of nine Bell Push designs - each offered in three sizes - complementing the Allart Select Door Knob & Lever Backplates (see section ST4), supplied with fully finish matched push buttons.

All images shown below are B size (54mm)

A size shown



▲ 3250BP

▲ 4750BP

▲ 4950BP

▲ 5950BP

▲ 6050BP

▲ 6650BP

▲ 6750BP
(square edge design)

▲ 6850BP
(round edge design)

▲ 8750BP
(B & C size only)

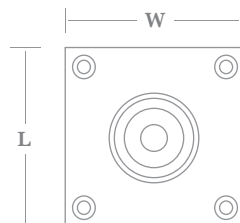
Fixings

Supplied with finish matched no.6 x 19mm wood screws.

How to Order

- 1) select PUSH (e.g. 4750BP)
- 2) add SIZE (e.g. 4750BP/**B**)
- 3) add FINISH (e.g. 4750BP/B/**PBU**).

Finishes - See our price list or website for finish availability.

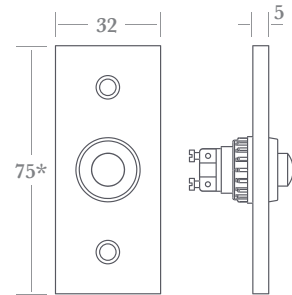


	A	B	C
L x W	44 x 44	54 x 54	64 x 64
3250BP only	62 x 44	72 x 54	82 x 64

Custom sizes available upon request - surcharge may apply.

Bell Pushes

A selection of twelve 5mm thick Bell Push designs to complement the Allart Select Door Knob & Lever Backplates (see section ST4), supplied with fully finish matched push buttons. The square edge design is also available 3mm thick in two sizes, again with fully finish matched push buttons.



* except 2680 = 87 high

▲ 2692

computer generated images

▲ 2680	▲ 2681	▲ 2682	▲ 2683	▲ 2684	▲ 2685
square edge design	round edge design				
▲ 2686	▲ 2687	▲ 2688	▲ 2690	▲ 2692	▲ 2693

Fixings

Supplied with finish matched no.6 x 19mm wood screws.

How to Order

- 1) select PUSH (e.g. 2680)
- 2) add FINISH (e.g. 2680PBU).
- 3) add SIZE -2600 only (e.g. 2600PBU/B).

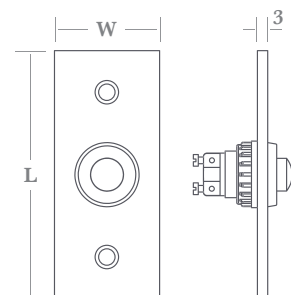
Finishes - See our price list or website for finish availability.

3mm THICK OPTION - SQUARE EDGE DESIGN ONLY



A size shown

▲ 2600



2600	A	B
L x W	75 x 28	75 x 32

Cylinder Pulls & Numerals

Two designs of Cylinder Pull for use in conjunction with rim cylinder night latches.

A Cylinder Pull for use with dead-bolts on storeroom doors, with the option of Euro/Oval/Keyhole cutouts.

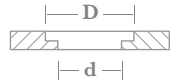
A full set of Numerals (0-9) offered with rear fixing spikes.



▲ 1996 82 x 43



▲ 9472 81 x 43



code	Cylinder Type	D	(d)
UK	UK standard	33	30
US	US standard	35	32



▲ 1997 82 x 43
shown with euro cyl cutout (E)



approx actual size

Fixings

0093 fitted with spikes that embed into the door face.

1997 supplied with finish matched no.6 x 19mm wood screws.

1996 & 9472 are fitted with an anti-rotation pin on the rear.

How to Order

1996 & 9472:

- 1) add FINISH (e.g. 1996PC)
- 2) add CYLINDER TYPE (e.g. 1996PC/UK or 1996PC/US)

Please note - cylinder not supplied.

1997:

- 1) add FINISH (e.g. 1997PC)
- 2) add PROFILE (e.g. 1997PC/O)

0093:

- 1) add FINISH (e.g. 0093PC)
- 2) add NUMBER (e.g. 0093PC/3)

Finishes - See our price list or website for finish availability.



oval cyl cutout (O)†



standard keyhole (S)

▲ 0093 75 high


† cutout for standard 32 x 18mm oval cylinder (larger cutouts available upon request)



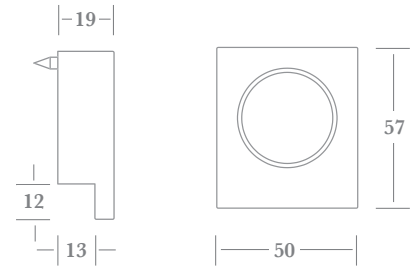
A full selection of escutcheons and cylinder seating collars can be found in section DF6.

Cylinder Pulls

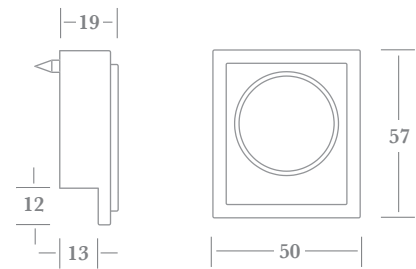
Four modern contemporary Cylinder Pulls designed to complement Letter Plates, Centre Door Knobs, and Door Knockers found within this section - each offered machined to accept either the UK or US standard cylinders.



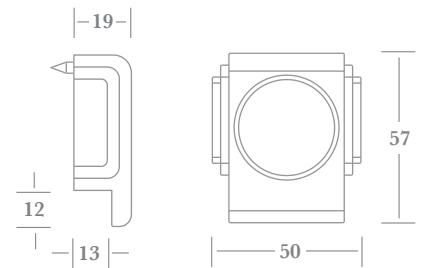
▲ 3352



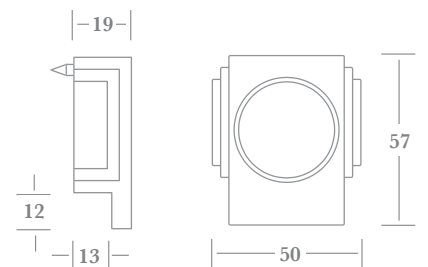
▲ 3357



▲ 3362 (round edge design)



▲ 3377 (square edge design)



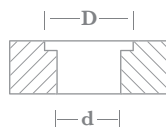
Fixings

Fitted with an anti-rotation pin on the rear.

How to Order

- 1) select PULL (e.g. 3362)
 - 2) add FINISH (e.g. 3362PC)
 - 3) add CYLINDER TYPE (e.g. 3362PC/UK or 3362PC/US).
- Please note - cylinder not supplied.

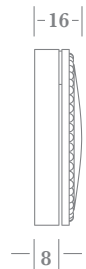
Finishes - See our price list or website for finish availability.



code	Cylinder Type	D	(d)
UK	UK standard	33	30
US	US standard	35	32

Cylinder Covers


A comprehensive range of Cylinder Covers each offered machined to accept either the UK or US standard mortice cylinders.



▲ 3927 58 x 45



▲ 4057 58 x 45



▲ 4058 50 dia

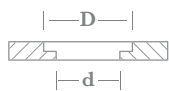
Fixings

4058, 4070 & 4071 - fitted with an anti-rotation pin on the rear.
All others - supplied with finish matched no.6 x 19mm wood screw for anti-rotation.

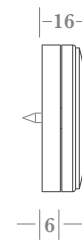
How to Order

- 1) select COVER (e.g. 4057)
 - 2) add FINISH (e.g. 4057**PC**)
 - 3) add CYLINDER TYPE (e.g. 4057**PC/UK** or 4057**PC/US**).
- Please note - cylinder not supplied.

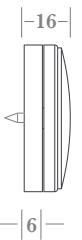
Finishes - See our price list or website for finish availability.



code	Cylinder Type	D	(d)
UK	UK standard	33	30
US	US standard	35	32



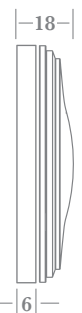
▲ 4070 50 dia



▲ 4071 50 dia

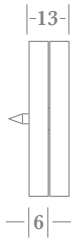


▲ 4062 62 x 39



▲ 4064 77 x 42

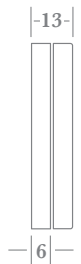
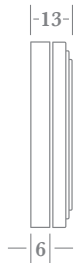
Cylinder Covers



▲ 4066 45 x 45

▲ 4067 45 x 45

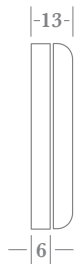
▲ 4059 50 x 50




▲ 4060 60 x 38

▲ 4061 60 x 38

▲ 4063 60 x 38



square edge design



round edge design

▲ 4065 60 x 38

▲ 4068 60 x 38

▲ 4069 60 x 38

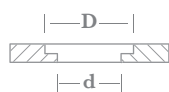
Fixings

4066, 4067 & 4059 - fitted with an anti-rotation pin on the rear.
All others - supplied with finish matched no.6 x 19mm wood screw for anti-rotation.

How to Order

- 1) select COVER (e.g. 4059)
 - 2) add FINISH (e.g. 4059PC)
 - 3) add CYLINDER TYPE (e.g. 4059PC/**UK** or 4057PC/**US**).
- Please note - cylinder not supplied.

Finishes - See our price list or website for finish availability.



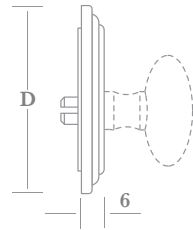
code	Cylinder Type	D	(d)
UK	UK standard	33	30
US	US standard	35	32

Auxiliary Deadbolt Turns - 54mm & 64mm Ø Rosettes

A US specification Auxiliary Deadbolt Turn available in two diameters to cater for either undrilled or pre-bored doors. This Round Plate & Thumb Turn combination is offered with twelve Round Plate designs and over thirty different Thumb Turns. A Patio function version is also available in both sizes (undrilled doors only).



approx actual size A



	A	B
D (diameter)	Ø 54	Ø 64
Application	Undrilled Doors only	Pre-Bored or undrilled Doors



See Allart Select section, page ST7:130/140 for Turn options



▲ 7834ADT size A Rosette with T51 Turn

Below: computer generated images (A size shown) - all shown with T51 Turn



Fixings

Supplied with finished matched M3 x 10mm machine screws and a Cylinder Fixing Plate (Rim Cylinder and fixing bolts available separately). Patio Function (FTP) also supplied with no.6 x 19mm wood screws.

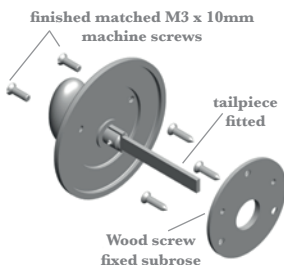
How to Order

- 1) select ROSETTE DESIGN (e.g. 7821ADT)
- 2) add SIZE (e.g. 7821ADT/A)
- 3) add TURN CODE (e.g. 7821ADT/A/T61)
- 4) for PATIO FUNCTION add FTP (e.g. 7821ADT/A/T61FTP)
- 5) add FINISH (e.g. 7821ADT/A/T61/PC or 7821ADT/A/T61FTP/PC).

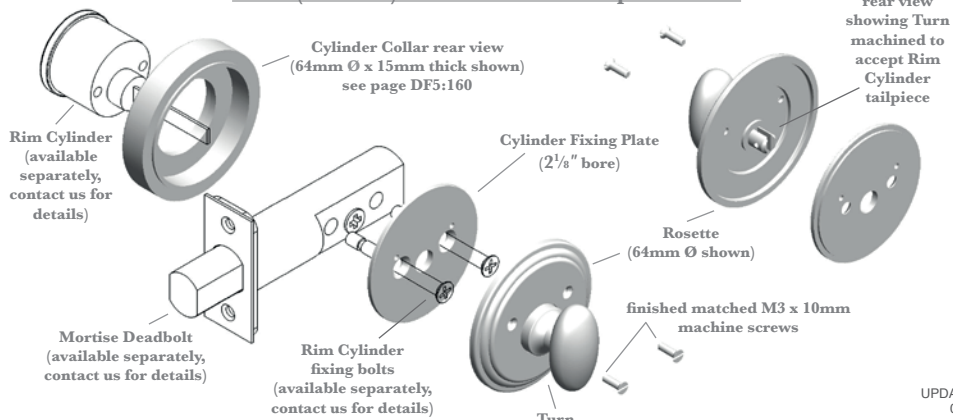
Finishes - See our price list or website for finish availability.

PATIO FUNCTION

Turn on plate supplied with tailpiece fitted and sub-rose (woodscrew fixed). Add FTP to code as detailed above.



B size (64mm Ø) Pre-Bored Door set-up illustrated





A size (54mm Ø)
Cylinder Fixing Plate for 1 3/8" Ø bore - supplied with A size Rosettes for undrilled door application



Auxiliary Deadbolt Collars - 54 & 64mm Ø Rosettes


A US specification Auxiliary Deadbolt Collar available in two diameters to cater for either undrilled or pre-bored doors; both designed to work with 44mm & 57mm thick doors, with an optional Extension Collar to cater for 34mm thick doors.

The Cylinder Collars are offered in twelve designs to match up with the Deadbolt Thumb Turns to be found on page DF5:150.



▲ 7834ADC

▲ shown with optional 6mm Extension Collar




▲ 7821ADC
Previously 8540

▲ 7822ADC
Previously 8541

▲ 7827ADC
Previously 8542

▲ 7834ADC
Previously 8543




▲ 7838ADC
Previously 8544

▲ 7841ADC
Previously 8545

▲ 7842ADC
Previously 8546

▲ 7843ADC
Previously 8547



▲ 7844ADC
Previously 8548

▲ 7845ADC
Previously 8549

▲ 7846ADC
Previously 8550

▲ 7847ADC
Previously 8551

How to Order

Collars:

- 1) select COLLAR DESIGN (e.g. 7834ADC)
- 2) add SIZE (e.g. 7834ADC/B)
- 3) add FINISH (e.g. 7834ADC/B/PC)

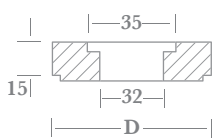
For use with Baldwin Cylinders add /USB to code (e.g. 7834ADC/B/PC/USB).

8000 Extension Collars:

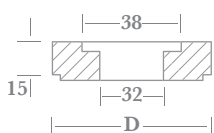
- 1) select SIZE (e.g. 8000B)
- 2) add FINISH (e.g. 8000B/PC)

Finishes - See our price list or website for finish availability.

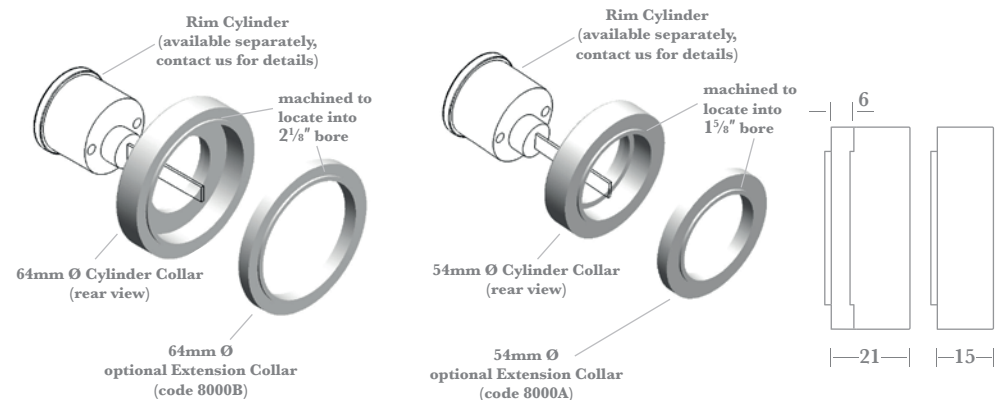
	A	B
D (diameter)	Ø 54	Ø 64
Application	Undrilled Doors	Pre-Bored Doors



STANDARD MACHINING
(designed to work with Baton rim cylinders or equivalent)



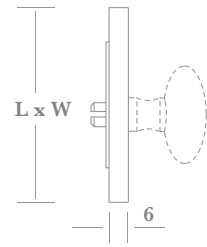
USB MACHINING OPTION
(for Baldwin rim cylinders)



Auxiliary Deadbolt Turns - 54 & 64mm Square Plates

A US specification Auxiliary Deadbolt Turn available in two sizes to cater for either undrilled or pre-bored doors.

This Square Plate & Thumb Turn combination is offered with nine Square Plate designs and over thirty different Thumb Turns. A Patio function version is also available in both sizes (undrilled doors only).



	A	B
L x W	54 x 54	64 x 64
3253ADT only	72 x 54	82 x 64
Application	Undrilled Doors only	Pre-Bored or undrilled Doors



See Allart Select section, page ST7:130/140 for Turn options

▲ 6053ADT size B Plate shown with T61 Turn



shown with T56 turn


▲ 3253ADT *Previously 8520*

computer generated images (size A shown)



shown with T67 turn

▲ 4753ADT *Previously 8521*



shown with T69 turn

▲ 4953ADT *Previously 8522*



shown with T61 turn

▲ 5953ADT *Previously 8523*



shown with T52 turn

▲ 6053ADT *Previously 8524*



shown with T54 turn

▲ 6653ADT *Previously 8525*



shown with T56 turn (square edge design)

▲ 6753ADT *Previously 8526*



shown with T55 turn (round edge design)

▲ 6853ADT *Previously 8527*



shown with T53 turn

▲ 8753ADT *Previously 8528*

Fixings

Supplied with finished matched M3 x 10mm machine screws and a Cylinder Fixing Plate (Rim Cylinder and fixing bolts available separately). Patio Function (FTP) also supplied with no.6 x 19mm wood screws.

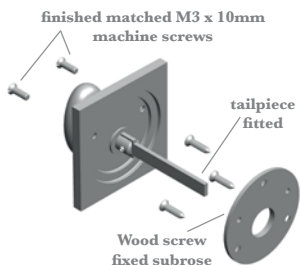
How to Order

- 1) select PLATE DESIGN (e.g. 4953ADT)
- 2) add SIZE (e.g. 4953ADT/B)
- 3) add TURN CODE (e.g. 4953ADT/B/T61)
- 4) for PATIO FUNCTION add FTP (e.g. 4953ADT/B/T61FTP)
- 5) add FINISH (e.g. 4953ADT/B/T61/PC or 4953ADT/B/T61FTP/PC).

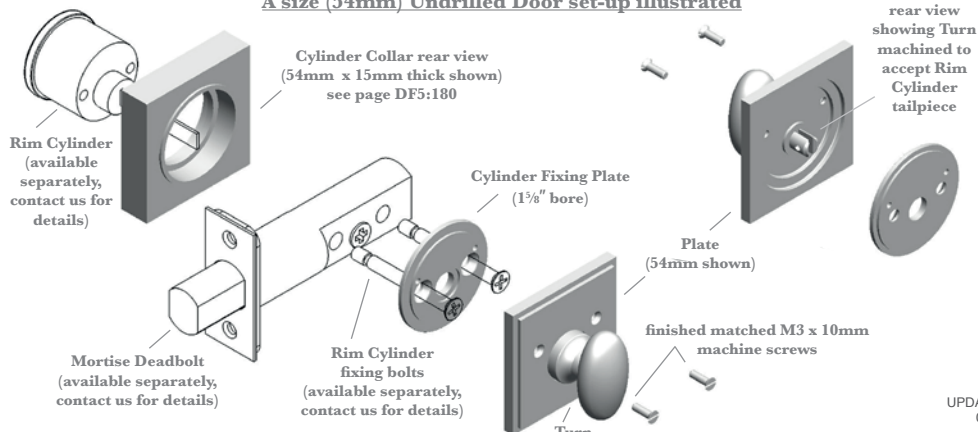
Finishes - See our price list or website for finish availability.

PATIO FUNCTION

Turn on plate supplied with tailpiece fitted and sub-rose (woodscrew fixed). Add FTP to code as detailed above.



A size (54mm) Undrilled Door set-up illustrated





B size (64mm)
Cylinder Fixing Plate for 2 1/8" Ø bore - supplied with B size Plates for pre-bore door application

Auxiliary Deadbolt Collars - 54 & 64mm Square Plates


A US specification Auxiliary Deadbolt Collar available in two sizes to cater for either undrilled or pre-bored doors; and in two thicknesses to cater for doors between 34mm & 57mm thick.

The Cylinder Collars are offered in nine designs to match up with the Deadbolt Thumb Turns to be found on page DF5:170.



▲ **6002ADC** size A shown in both 15mm & 21mm thickness options

computer generated images (A size shown 15mm thick)



▲ **3202ADC** Previously 8560

▲ **4702ADC** Previously 8561


▲ **4902ADC** Previously 8562



▲ **5902ADC** Previously 8563

▲ **6002ADC** Previously 8564

▲ **6602ADC** Previously 8565



▲ **6702ADC** Previously 8566

▲ **6802ADC** Previously 8567

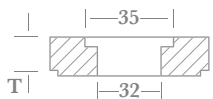
▲ **8702ADC** Previously 8568

How to Order

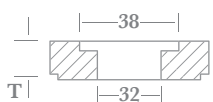
- 1) select PLATE DESIGN (e.g. **5902ADC**)
 - 2) add SIZE (e.g. 5902ADC/**B**)
 - 3) add THICKNESS (e.g. 5902ADC/**B15MM**)
 - 4) add FINISH (e.g. 5902ADC/**B15MM/PC**)
- For use with Baldwin Cylinders add **/USB** to code (e.g. 5902ADC/**B15MM/PC/USB**)

Finishes - See our price list or website for finish availability.

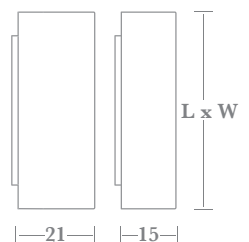
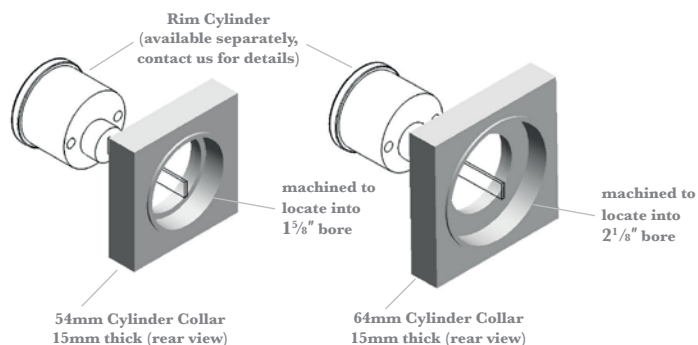
	A	B	Door Thickness
L x W	54 x 54	64 x 64	
3202ADC only	72 x 54	82 x 64	
T (thickness options)	15	15	44 & 57
	21	21	34
Application	Undrilled Doors	Pre-Bored Doors	



STANDARD MACHINING
(designed to work with Baton rim cylinders or equivalent)



USB MACHINING OPTION
(for Baldwin rim cylinders)



Auxiliary Deadbolt Turns & Collars

54 & 64mm Diamond Plates

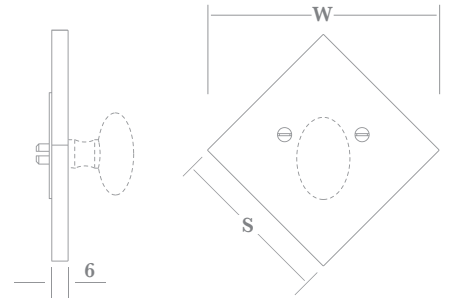
Diamond orientated, USA specification, Auxiliary Deadbolt Turns & Collars - both available in two sizes to cater for either undrilled or pre-bored doors.

The Cylinder Collar is also offered in two thicknesses to cater for doors between 34mm & 57mm thick.

Please contact us should you be unsure how a certain combination might look and we will be pleased to provide you with an image for your perusal.



Size A shown with T67 turn



	A	B
S (square)	54 x 54	64 x 64
W (width)	76	90
Application	Undrilled Doors	Pre-Bored Doors



See Allart Select section, page ST7:130/140 for Turn options

▲ **4754ADT** Previously 8529



computer generated images (A size shown)



shown with T69 turn

▲ **4954ADT** Previously 8530



shown with T61 turn


▲ **5954ADT** Previously 8531



shown with T52 turn

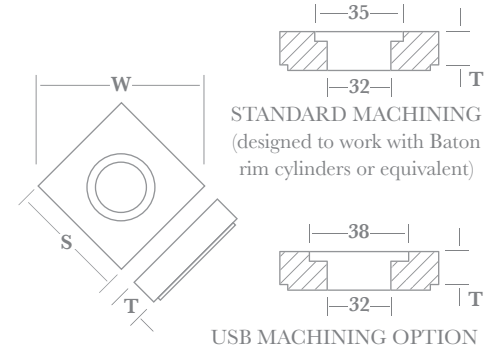
▲ **6054ADT** Previously 8532

computer generated image



Size A shown 15mm thick

▲ **4754ADC** Previously 8561



STANDARD MACHING
(designed to work with Baton rim cylinders or equivalent)

USB MACHING OPTION

	A	B	Door Thickness
S (square)	54	64	
W (width)	76	90	
T (thickness options)	15	15	44 & 57
	21	21	34
Application	Undrilled Doors	Pre-Bored Doors	

Fixings

Deadbolt Turns supplied with finished matched M3 x 10mm machine screws and a Cylinder Fixing Plate (Rim Cylinder and fixing bolts available separately).

How to Order

Deadbolt Turns:

- 1) select PLATE DESIGN (e.g. **4754ADT**)
- 2) add SIZE (e.g. 4754ADT/**B**)
- 3) add TURN CODE (e.g. 4754ADT/B/**T61**)
- 4) add FINISH (e.g. 4754ADT/B/T61/**PC**)

Cylinder Collars:

- 1) select COLLAR DESIGN (e.g. **4754ADC**)
- 2) add SIZE (e.g. 4754ADC/**B**)
- 3) add THICKNESS (e.g. 4754ADC/**B15MM**)
- 4) add FINISH (e.g. 4754ADC/B15MM/**PC**)

For use with Baldwin Cylinders add **/USB** to code (e.g. 4754ADC/B15MM/PC/**USB**)


computer generated images (A size shown 15mm thick)



▲ **4954ADC** Previously 8562



▲ **5954ADC** Previously 8563





▲ **6054ADC** Previously 8564

Finishes - See our price list or website for finish availability.

USA Exterior Door Sets

Available in Allart Select sections ST4 & ST5



Multipoint Door Sets

Available in Allart Select sections ST4 & ST5 and Door Furniture section DF1.

