

Night Vent Handle

A traditional bulb end design Night Vent Handle with Wedge Plate featuring two vent positions for open-out, side and top hung, casement windows.

A lockable version with removable key is available which offers the facility to lock the window secure in both vent positions.



Fixings

Supplied with finish matched no.8 x 25mm wood screws.

How to Order

- 1) select HANDLE (e.g. **0330**)
- 2) choose LOCKING OPTION if required (e.g. **0330LK**)
- 3) add FINISH (e.g. **0330PB**, or **0330LK/PB**)
- 4) add HANDING (e.g. **0330PB/LH**, or **0330LK/PB/LH**).

Finishes - See our price list or website for finish availability.



approx actual size

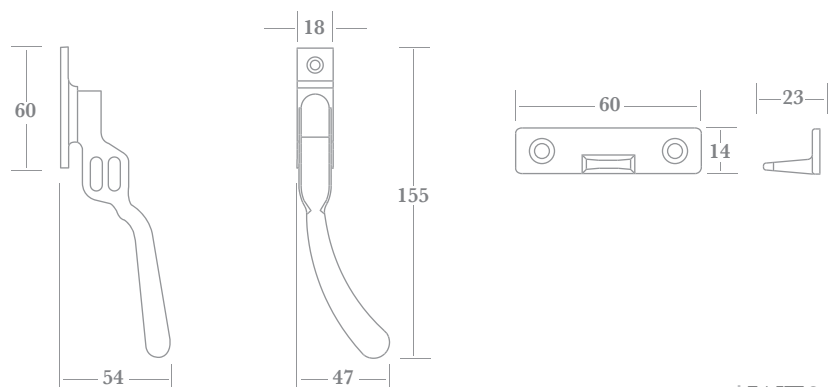
▲ **0330** (RH shown)



▲ wedge plate supplied



▲ **LK** version with nickel plated key



Casement Fasteners

A traditional bulb end design reversible Fastener available in three versions to suit both open-in and open-out, side and top hung casement windows.

The 0342 version features a deeper tongue projection which is particularly useful for open-out windows with thick weather seals or open-in windows with raised edge mouldings.



A matching Window Stay can be found on page WF2:110

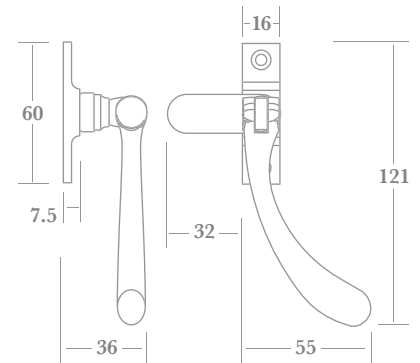
Fixings

Supplied with finish matched no.8 x 25mm wood screws.

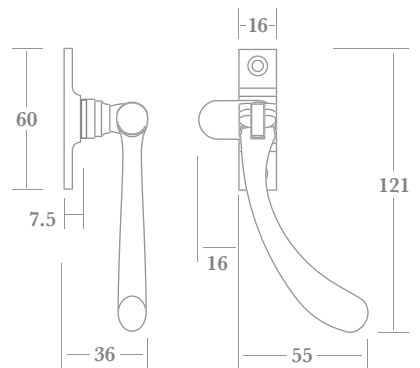
How to Order

- 1) select FASTENER (e.g. **0342**)
- 2) add FRAME PLATE/STRIKE (e.g. **0342RS**)
- 3) add FINISH (e.g. **0342RS/PC**).

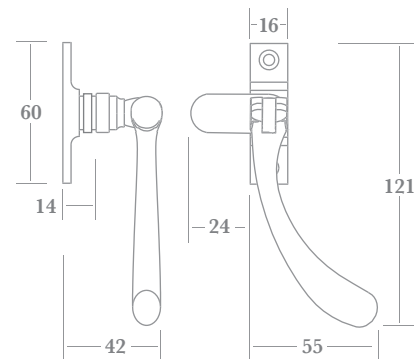
Finishes - See our price list or website for finish availability.





▲ **0339** supplied with either a hook plate **HP** or rim strike **RS** (see below)



▲ **0340** supplied with either a mortice plate **MP**, hook plate **HP**, or rim strike **RS** (see below)



▲ **0342** supplied with either a mortice plate **MP**, hook plate **HP**, or rim strike **RS** (see below)



▲ **MP** mortice plate

▲ **HP** hook plates

▲ **RS** rim strikes

see page WF2:200 for dimensions (and to order separately if required)



Fastener type 0339 is available with an extended tongue up to 75mm long. Please contact us for coding and pricing information.

Casement Fasteners

A traditional monkey tail design reversible casement Fastener available in three versions with a choice of either a mortice plate, hook plate or a rim strike to suit both open-in and open-out, side & top hung casement windows.



The 0345 version features a deeper tongue projection which is particularly useful for open-out windows with thick weather seals or open-in windows with raised edge mouldings.

A matching Window Stay can be found on page WF2:110

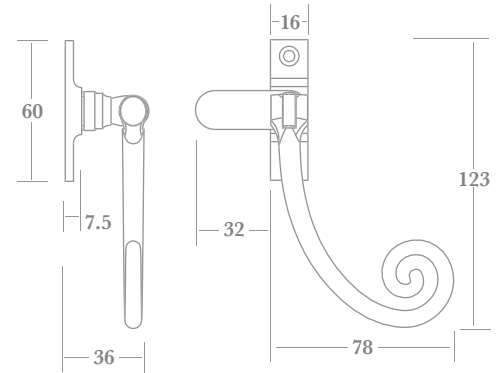
Fixings

Supplied with finish matched no.8 x 25mm wood screws.

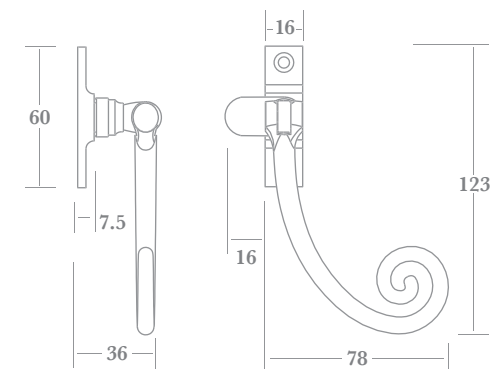
How to Order

- 1) select FASTENER (e.g. **0345**)
- 2) add FRAME PLATE/STRIKE (e.g. 0345**RS**)
- 3) add FINISH (e.g. 0345**RS/PC**).

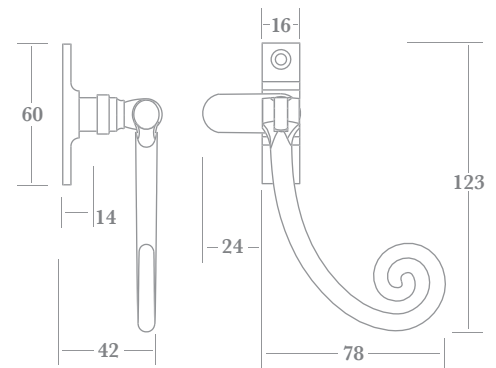
Finishes - See our price list or website for finish availability.






▲ **0343** supplied with either a hook plate **HP** or rim strike **RS** (see below)



▲ **0344** supplied with either a mortice plate **MP**, hook plate **HP**, or rim strike **RS** (see below)



▲ **0345** supplied with either a mortice plate **MP**, hook plate **HP**, or rim strike **RS** (see below)



▲ **MP** mortice plate

▲ **HP** hook plates

▲ **RS** rim strikes

see page WF2:200 for dimensions (and to order separately if required)

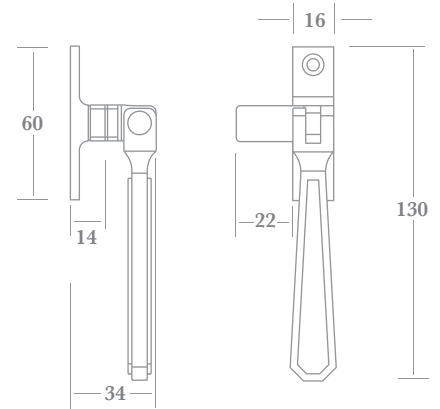


Fastener type 0343 is available with an extended tongue up to 75mm long. Please contact us for coding and pricing information.

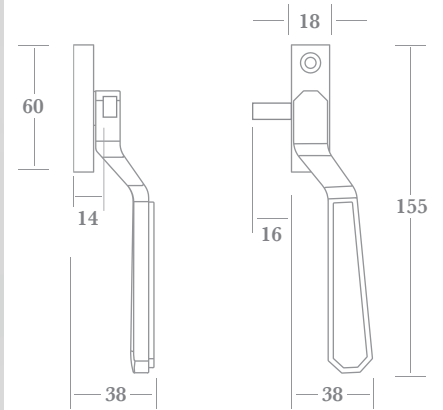
Casement Fasteners

Two Art Deco design Fasteners, one reversible and one handed type, for both open-in and open-out side & top hung casement windows.

Both feature a deep tongue projection which is particularly useful for open-out windows with thick weather seals or open-in windows with raised edge mouldings.



▲ **9578** supplied with either a mortice plate **MP**, hook plate **HP**, or rim strike **RS** (see below)



▲ **9579** supplied with either a mortice plate **MP**, hook plate **HP**, or rim strike **RS** (see below)

A lockable version of the 9579 is available.

Matching Window Stays can be found on page WF2:110.

Fixings

Supplied with finish matched no.8 x 25mm wood screws.


How to Order

- 1) select FASTENER (e.g. **9579**)
 - 2) add FRAME PLATE/STRIKE (e.g. 9579**RS**)
 - 3) add FINISH (e.g. 9579**RS/PC**).
- 9579 only - add HANDING (eg. 9579**RS/PC/LH**).

Finishes - See our price list or website for finish availability.




▲ **MP** mortice plate



type 3a (9579)
type 3b (9578)

▲ **HP** hook plate



type 2a (9579)
type 2b (9578)

▲ **RS** rim strike

see page WF2:200 for dimensions (and to order separately if required)

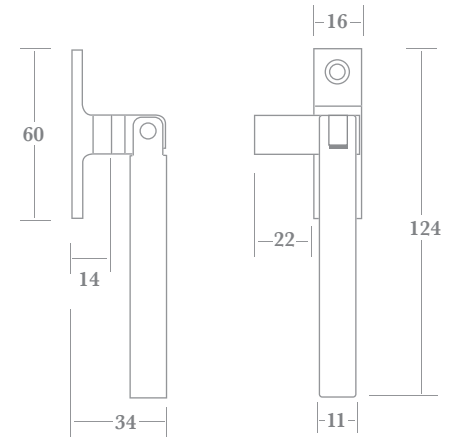


▲ **LK** version with nickel plated key (9579 only)

Casement Fasteners

Five contemporary design reversible Fasteners for both open-in and open-out side hung casement windows.

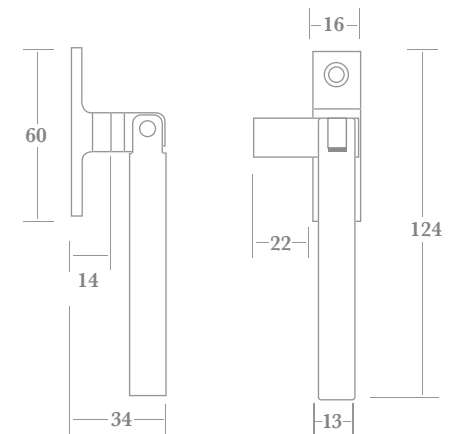
All feature a deep tongue projection which is particularly useful for open-out windows with thick weather seals or open-in windows with raised edge mouldings.



▲ **0314** supplied with either a mortice plate **MP**, hook plate **HP**, or rim strike **RS** (see below)



0310 shown
(see alternative handle designs below)



▲ **0310-3** supplied with either a mortice plate **MP**, hook plate **HP**, or rim strike **RS** (see below)

Matching Window Stays can be found on page WF2:100.

Fixings

Supplied with finish matched no.8 x 25mm wood screws.

How to Order

- 1) select FASTENER (e.g. **0312**)
- 2) add FRAME PLATE/STRIKE (e.g. 0312**RS**)
- 3) add FINISH (e.g. 0312**RS/PC**).

Finishes - See our price list or website for finish availability.



▲ **0310**

▲ **0311**

▲ **0312**

▲ **0313**



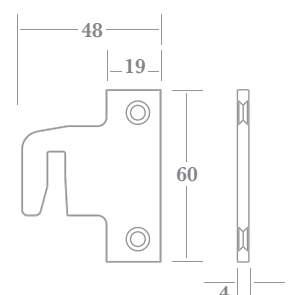
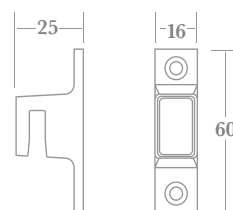
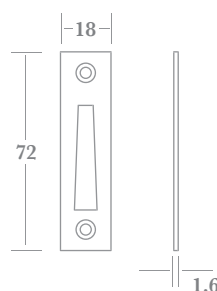
▲ **MP** mortice plate



▲ **HP** hook plate




▲ **RS** rim strike



Casement Fasteners

One traditional and two contemporary Fastener designs for open-in & open-out, side & top hung casement windows, all offered with a locking option.

They all feature a deep tongue projection particularly useful for open-out windows with thick weather seals or open-in windows with raised edge mouldings.



Lockable versions with a removable key are also available.

Matching Window Stays can be found on pages WF2:100 & 110

Fixings

Supplied with finish matched no.8 x 25mm wood screws.

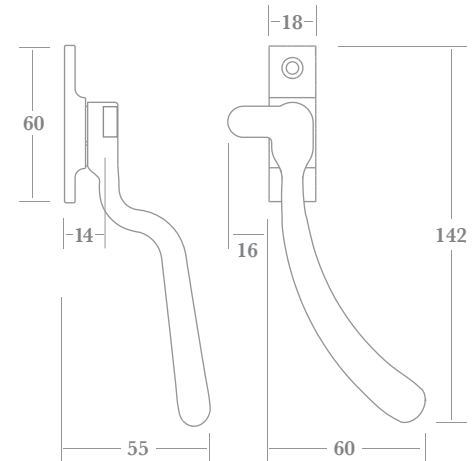
How to Order

- 1) select FASTENER (e.g. **0353**)
- 2) add FRAME PLATE/STRIKE (e.g. 0353**HP**)
- 3) choose LOCKING OPTION if required (e.g. 0353HP/**LK**)
- 4) add FINISH (e.g. 0353HP/**PC** or 0353HP/LK/**PC**)
- 5) add HANDING (e.g. 0353HP/PC/**LH** or 0353HP/LK/PC/**LH**).

Finishes - See our price list or website for finish availability.



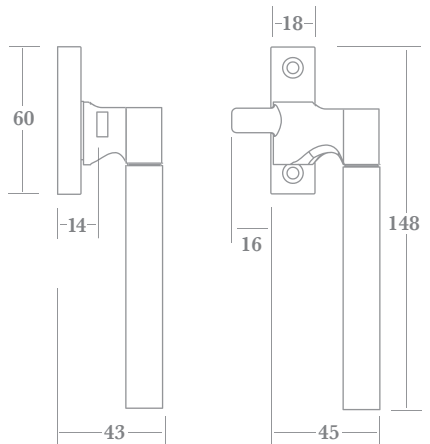
RH shown



▲ **0348** supplied with either a mortice plate **MP**, hook plate **HP**, or rim strike **RS** (see below)



RH shown



▲ **0353**

▲ **0354** supplied with either a mortice plate **MP**, hook plate **HP**, or rim strike **RS** (see below)



type 2a (0353/4)
type 2b (0348)

type 2a (0353/4)
type 2b (0348)

▲ **MP** mortice plate ▲ **HP** hook plate ▲ **RS** rim strike
see page WF2:200 for dimensions
(and to order separately if required)

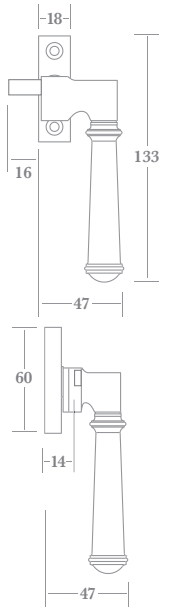


Fastener types 0353 & 0354 are available with an extended tongue up to 75mm long. Please contact us for coding and pricing information.



▲ **LK** versions supplied with nickel plated key

Casement Fasteners



Classic Fastener designs for open-in & open-out, side & top hung casement windows. They all feature a deep tongue projection which is particularly useful for open-out windows with thick weather seals or open-in windows with raised edge mouldings. Lockable versions with a removable key are also available.

Fixings

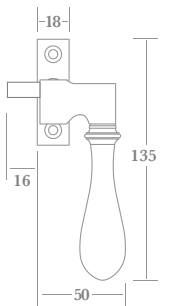
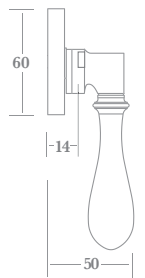


Supplied with finish matched no.8 x 25mm wood screws.

How to Order


- 1) select FASTENER (e.g. **0303**)
- 2) add FRAME PLATE/STRIKE (e.g. 0303**HP**)
- 3) choose LOCKING OPTION (e.g. 0303HP/**LK**)
- 4) add FINISH (e.g. 0303HP/**PC** or 0303HP/LK/**PC**)
- 5) add HANDING (e.g. 0303HP/PC/**LH** or 0303HP/LK/PC/**LH**).

Finishes - See our price list or website for finish availability.

supplied with either a mortice plate **MP**, hook plate **HP**, or rim strike **RS** (see below)



supplied with either a mortice plate **MP**, hook plate **HP**, or rim strike **RS** (see below)



▲ **LK** version with nickel plated key




▲ Available with an extended tongue up to 75mm long. Contact us for coding/pricing.



▲ **MP** mortice plate



▲ **HP** hook plate



▲ **RS** rim strike

see page WF2:200 for dimensions (and ordering separately)

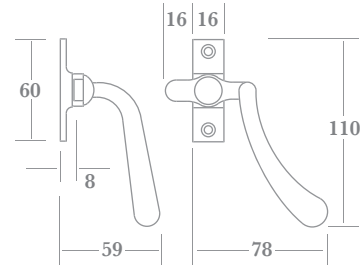
Casement Fasteners

Two traditional period Fastener designs for open-in and open-out, side and top hung casement windows.

Matching Window Stays can be found on page WF2:110



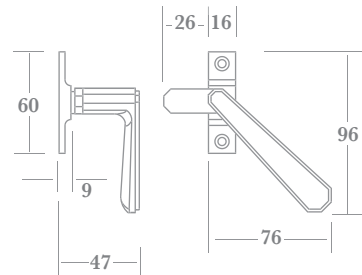
RH shown



▲ **0222** supplied with either a mortice plate **MP**, hook plate **HP**, or rim strike **RS** (see below)



RH shown



▲ **9576** supplied with either a mortice plate **MP**, hook plate **HP**, or rim strike **RS** (see below)

Fixings

Supplied with finish matched no.8 x 25mm wood screws.

How to Order

- 1) select FASTENER (e.g. **0222**)
- 2) add FRAME PLATE/STRIKE (e.g. **0222HP**)
- 3) add FINISH (e.g. **0222HP/PC**)
- 4) add HANDING (e.g. **0222HP/PC/LH**)

Finishes - See our price list or website for finish availability.



▲ **MP** mortice plate



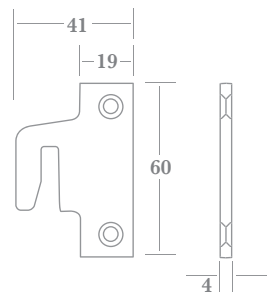
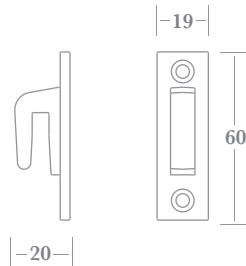
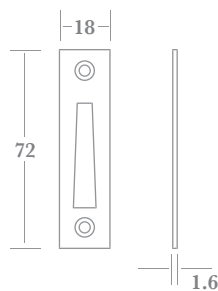
type 1

▲ **HP** hook plate



type 1

▲ **RS** rim strike



Wedge Fasteners

Three Wedge Fastener & Strike designs for open-out side and top hung casement windows.

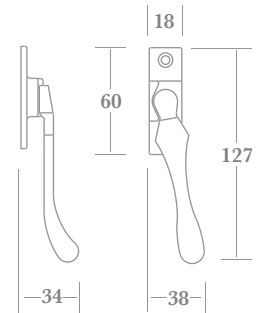
Lockable versions of 0335 & 0346 designs are available featuring a non-removable Locking Cap and separate key.

Matching Window Stays can be found on page WF2:110.



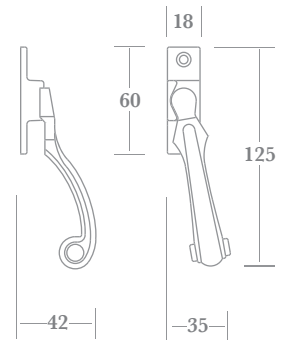
▲ 0346LK

▲ 0346



▲ 0335LK

▲ 0335



Fixings

Supplied with finish matched no.8 x 25mm wood screws.

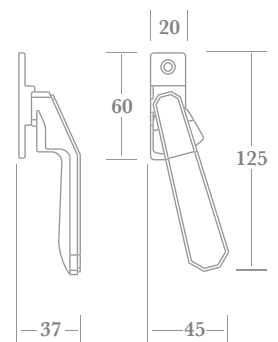
How to Order

- 1) select FASTENER (e.g. **0335**)
- 2) choose LOCKING OPTION if required, 0346 & 0335 only (e.g. **0335LK**)
- 3) add FINISH (e.g. 0335**PC** or 0335LK/**PC**).

Finishes - See our price list or website for finish availability.



▲ 9594



▲ wedge strike

▲ **LK** lockable version with nickel plated key



wedge strike




lockable wedge strike

Casement Stays

Five contemporary design Casement Stays for open-out side & top hung windows, each supplied with two Stay Pins which locate into blind holes on the underneath of the Stay Bar.

A lockable version featuring a non-removable Locking Cap and separate key is available.



Both standard & lockable versions are available with an Extended Earplate to move the Stay Pin fixing positions away from the frame edge and a Flyscreen version which is supplied with an extra pin location hole at the very end of the Stay Bar.

Matching Fasteners can be found on pages WF2:050 & 060.

Fixings

Supplied with finish matched no.8 x 25mm wood screws.

How to Order


- 1) select STAY (e.g. **0395**)
- 2) choose EXTENDED MOUNT option if required (e.g. 0395**EM**)
- 3) add FINISH (e.g. 0395**PC** or 0395EM/**PC**)
- 4) add SIZE (e.g. 0395PC/**B** or 0395EM/PC/**B**).

A Flyscreen version with an extra pin position is available, add FS to end of code (e.g. 0395EM/PC/B/**FS**).

To order Pins separately use code **0372PIN** or **0373PIN** (e.g. 0372PIN/**PC**).

Cranked Pin and EJMA Pins are also available, please contact us for more information.

Finishes - See our price list or website for finish availability.



▲ **0385 Square Bar Stay** (lockable version **0395**)



▲ **Round Bar Stay** available in four designs (see below)



▲ **0380** (lockable version **0390**)



▲ **0381** (lockable version **0391**)

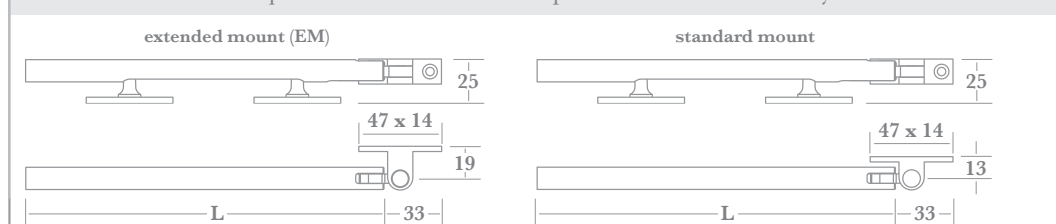


▲ **0382** (lockable version **0392**)



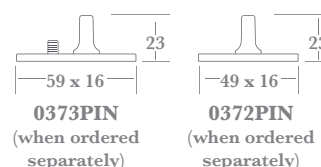
▲ **0383** (lockable version **0393**)

▲ **EM** extended mount ▲ lockable version ▲ **FS** flyscreen option
options available on both Square and Round Bar Stays



	A	B	C
L (length)	200	250	300
pin positions	3 hole	4 hole	5 hole

custom lengths available upon request



UPDATED
07/16

WF2:100
© Frank Allart 2021

Casement Stays

Four traditional period Casement Stays for open-out side & top hung windows, each supplied with two Stay Pins.

Lockable versions featuring non-removable Locking Caps and separate keys are available.



Both standard & lockable versions are available with an Extended Earplate to move the Stay Pin fixing positions away from the frame edge.

Matching Fasteners can be found on pages WF2:010 to WF2:090.

Fixings

Supplied with finish matched no.8 x 25mm wood screws.

How to Order

- 1) select STAY (e.g. **0379**)
- 2) choose EXTENDED MOUNT option if required (e.g. 0379**EM**)
- 3) add FINISH (e.g. 0379**PC** or 0379**EM/PC**)
- 4) add SIZE (e.g. 0379**PC/B** or 0379**EM/PC/B**).

To order Pins separately use code **0372PIN or 0373PIN** (e.g. 0372**PIN/PC**).

Cranked Pin and EJMA Pins are also available, please contact us for more information.

Finishes - See our price list or website for finish availability.



▲ **Traditional Pin Stay** available in four designs (see below)



▲ **0376** (lockable version **0377**)



▲ **0372** (lockable version **0373**)



▲ **0378** (lockable version **0379**)



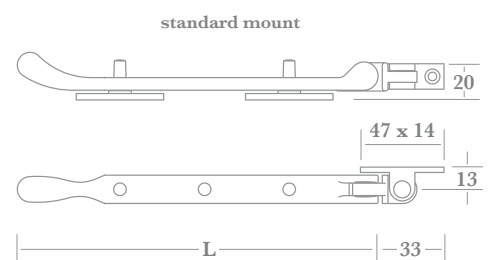
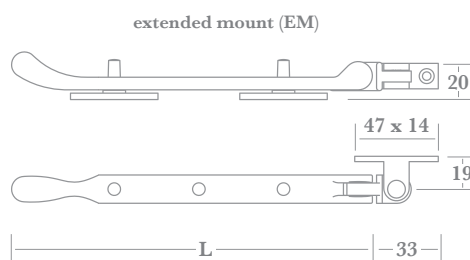
▲ **9570** (lockable version **9571**)



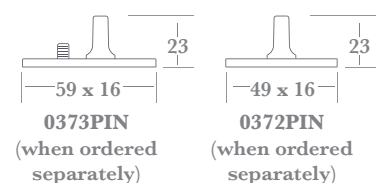
▲ **EM** extended mount



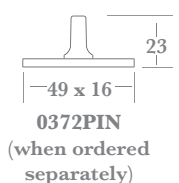
▲ lockable version with nickel plated key



	L (length)				
Size	0372/3	0376/7	0378/9	9570/1	pin positions
A	203	212	-	-	3 hole
B	254	264	272	260	4 hole
C	305	313	322	311	5 hole



0373PIN
(when ordered separately)

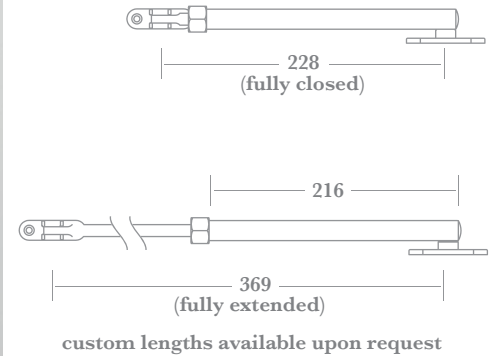


0372PIN
(when ordered separately)

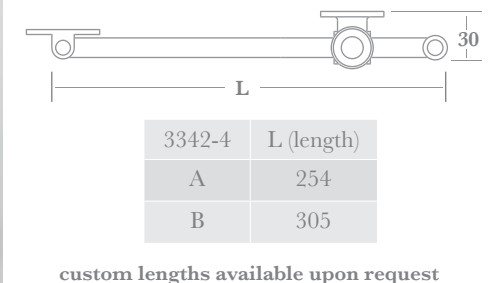
Telescopic & Sliding Stays

A Telescopic Stay for side hung open-out casement windows, featuring an adjustable friction collar and a universal joint for self-alignment.

A selection of Sliding Stays with a choice of Gas Tap or Knurled Knob Turn designs for both open-in and open-out, side hung casement windows, all featuring a hidden wear pad to protect the Stay Bar.





▲ 1004



▲ 3342

▲ 3344



▲ 8015

▲ 8016

▲ 8017

▲ 8018

The 8015-8 open-out Stays are also available with a choice of End Knob and an optional Extended Mount to move the base plate fixing positions away from the frame edge.

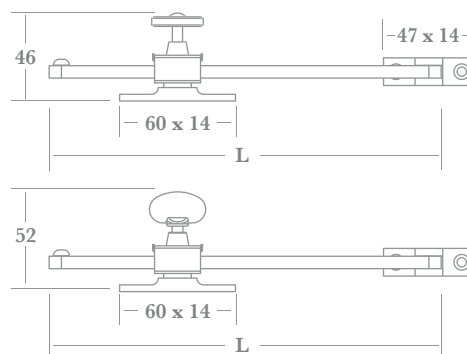
Fixings

Supplied with finish matched no.8 x 25mm wood screws.

How to Order

- 1) select STAY (e.g. **8017**)
- 2) 8015 - 8018, choose **EXTENDED MOUNT** option if required (e.g. 8017**EM**)
- 3) add **FINISH** (e.g. 8017**PC** or 8017**EM/PC**)
- 4) add **SIZE**, except 1004 (e.g. 8017**PC/B** or 8017**EM/PC/B**).

Finishes - See our price list or website for finish availability.



8015-8	A	B	C
L (length)	203	254	305

custom lengths available upon request

standard mount



extended mount



▲ **EM** extended mount

Double Arm Sliding Stay

A Double Arm Sliding Stay with a choice of Gas Tap or Knurled Knob Turn designs for both open-in and open-out, side hung casement windows, featuring a hidden wear pad to protect the Slide Bar from wear & scratches. This particular Stay design incorporates Straight Mounting Brackets.




Fixings

Supplied with finish matched no.8 x 25mm wood screws.

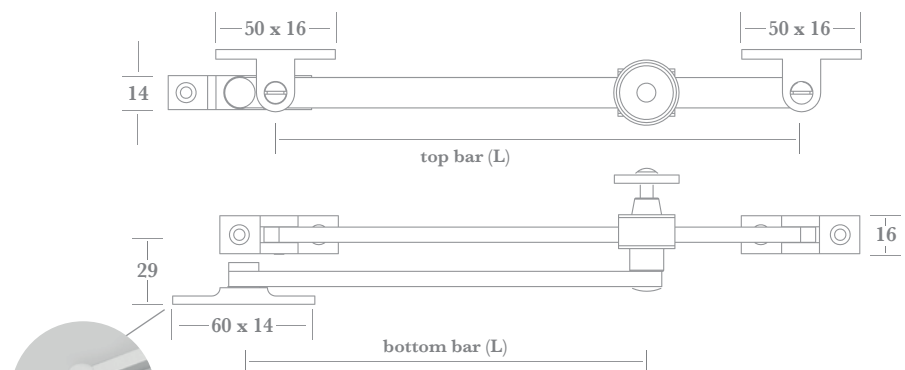
How to Order

- 1) select STAY (e.g. **8024**)
- 2) add FINISH (e.g. 8024**PC**)
- 3) add SIZE (e.g. 8024PC/**B**)

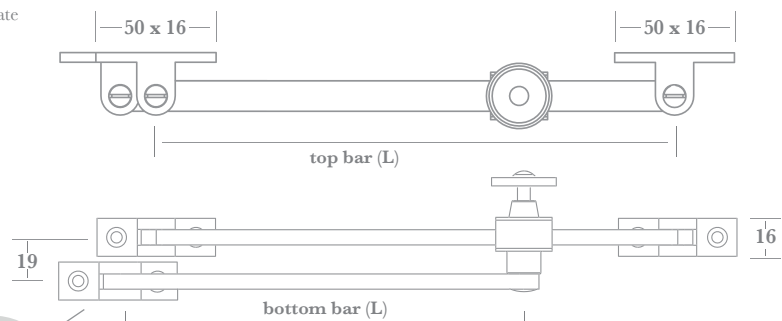
Finishes - See our price list or website for finish availability.



- ▲ **8020** Knurled Knob design - OUTWARD opening windows
- 8022** Knurled Knob design - INWARD opening windows
- 8024** Gas Tap design - OUTWARD opening windows
- 8026** Gas Tap design - INWARD opening windows



Mounting Plate



Straight Mounting Bracket


	A	B	C
top bar (L)	220	270	320
bottom bar (L)	170	225	275

custom lengths available upon request

Double Arm Sliding Stay

A Double Arm Sliding Stay with a choice of Gas Tap or Knurled Knob Turn designs for both open-in and open-out, side hung casement windows, featuring positive lock down positions on the Stay Bar.

This particular Stay design incorporates Straight Mounting Brackets.



- ▲ **8021** Knurled Knob design - OUTWARD opening windows
- 8023** Knurled Knob design - INWARD opening windows
- 8025** Gas Tap design - OUTWARD opening windows
- 8027** Gas Tap design - INWARD opening windows

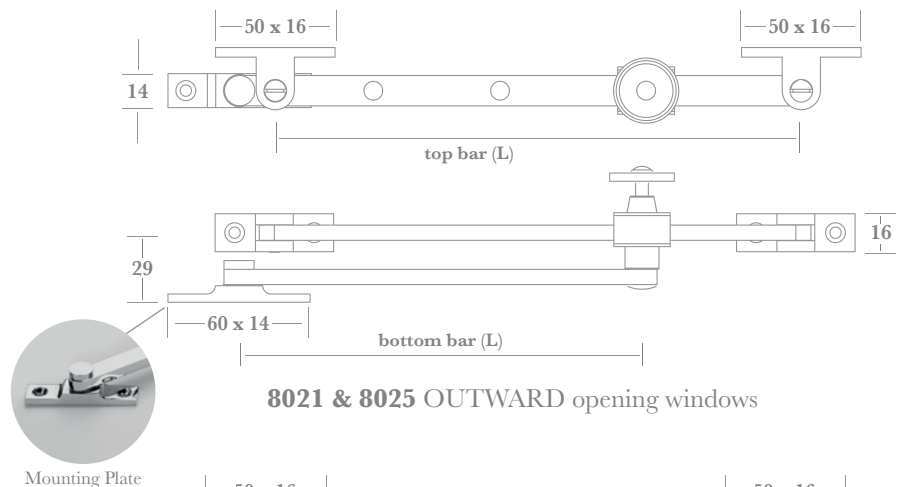
Fixings

Supplied with finish matched no.8 x 25mm wood screws.

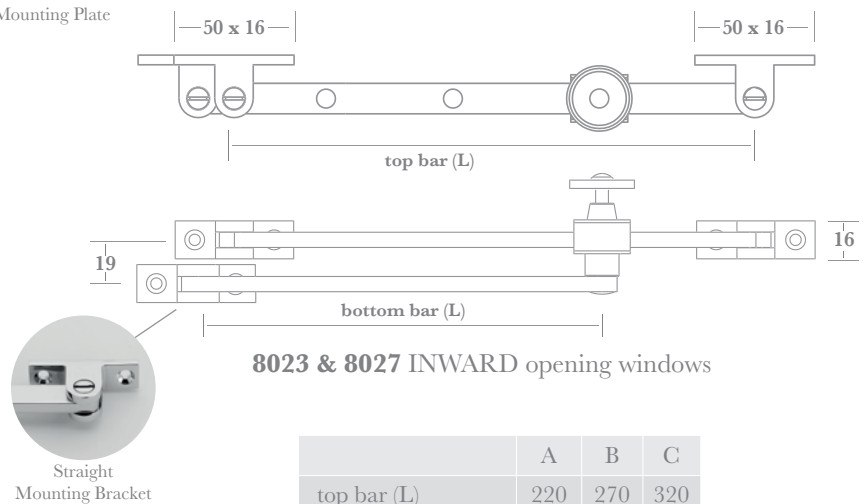
How to Order

- 1) select STAY (e.g. **8021**)
- 2) add FINISH (e.g. **8021PC**)
- 3) add SIZE (e.g. **8021PC/B**).

Finishes - See our price list or website for finish availability.



8021 & 8025 OUTWARD opening windows




8023 & 8027 INWARD opening windows

	A	B	C
top bar (L)	220	270	320
bottom bar (L)	170	225	275
Lockdown positions	3	4	5

custom lengths available upon request

Double Arm Sliding Stay

A Double Arm Sliding Stay with a choice of Gas Tap or Knurled Knob Turn designs for both open-in and open-out, side hung casement windows, featuring a hidden wear pad to protect the Slide Bar from wear & scratches. This particular Stay design incorporates Offset Mounting Brackets.



- ▲ **8030** Knurled Knob design - OUTWARD opening windows
- 8032** Knurled Knob design - INWARD opening windows
- 8034** Gas Tap design - OUTWARD opening windows
- 8036** Gas Tap design - INWARD opening windows

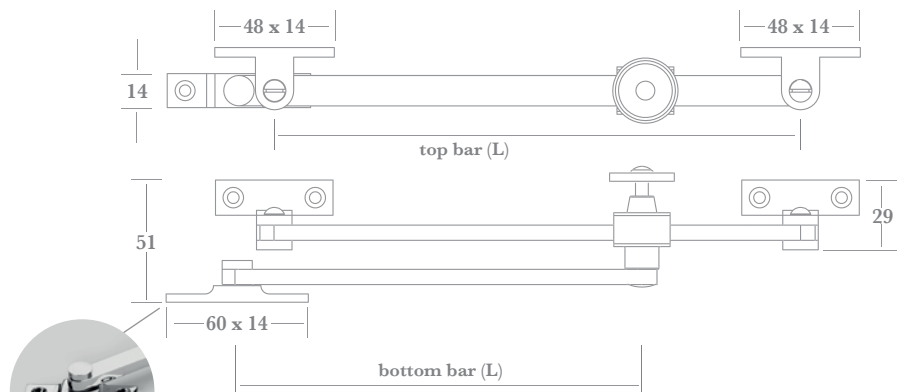
Fixings

Supplied with finish matched no.8 x 25mm wood screws.

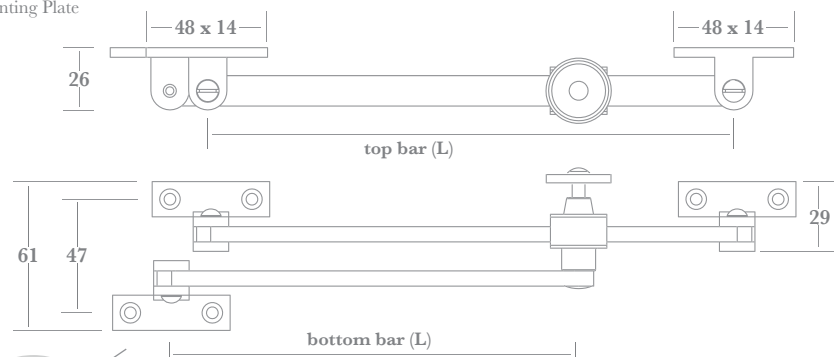
How to Order

- 1) select STAY (e.g. **8034**)
- 2) add FINISH (e.g. 8034**PC**)
- 3) add SIZE (e.g. 8034PC/**B**).

Finishes - See our price list or website for finish availability.



8030 & 8034 OUTWARD opening windows



8032 & 8036 INWARD opening windows




	A	B	C
top bar (L)	220	270	320
bottom bar (L)	170	225	275

custom lengths available upon request

Double Arm Sliding Stay

A Double Arm Sliding Stay with a choice of Gas Tap or Knurled Knob Turn designs for both open-in and open-out, side hung casement windows, featuring positive lock down positions on the Stay Bar.

This particular Stay design incorporates Offset Mounting Brackets.



8033 shown

- ▲ **8031** Knurled Knob design - OUTWARD opening windows
- 8033** Knurled Knob design - INWARD opening windows
- 8035** Gas Tap design - OUTWARD opening windows
- 8037** Gas Tap design - INWARD opening windows



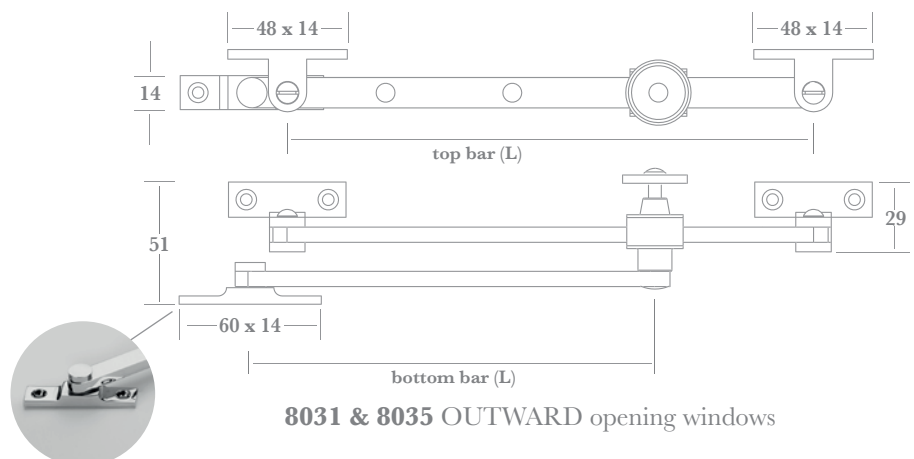
Fixings

Supplied with finish matched no.8 x 25mm wood screws.

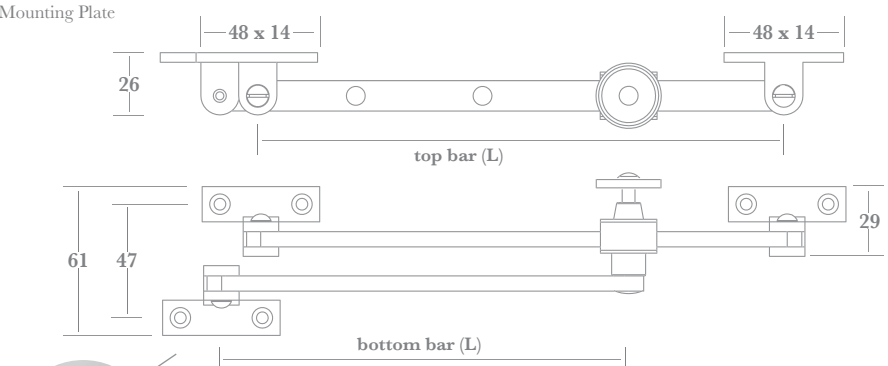
How to Order

- 1) select STAY (e.g. **8031**)
- 2) add FINISH (e.g. **8031PC**)
- 3) add SIZE (e.g. **8031PC/B**).

Finishes - See our price list or website for finish availability.



8031 & 8035 OUTWARD opening windows



8033 & 8037 INWARD opening windows

	A	B	C
top bar (L)	220	270	320
bottom bar (L)	170	225	275
Lockdown positions	3	4	5

custom lengths available upon request

Liberator Window Stay

Where it is necessary to provide a secondary means of escape from an 'inner room', as described in Building Regulations 1991 (Approved Document B), paragraphs 1.16-1.18, the Liberator should be fitted to a window which is at least 850mm high, has an unrestricted opening of at least 500mm and has its bottom edge between 900mm and 1100mm above the floor (except roof windows which may be 600mm above the floor).

Simple to understand and easy to operate. Allows quick and easy exit in an emergency by providing unrestricted opening of normally restricted window.

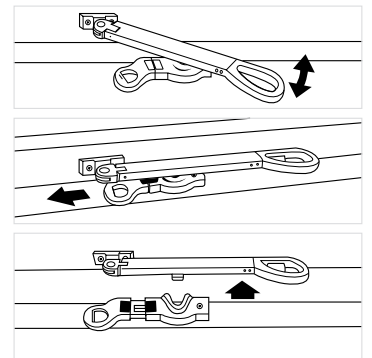
- Provides a deterrent against intruders – without the need for a key.
- Allows secure night ventilation.



▲ 7075

Operation

1. Restricted opening illustrated – there is an intermediate position for ventilation. The ring cannot be released in this state so the fitting remains secure.
2. To operate the emergency function, simply close the window and pull the ring away from its mounting, as shown.
3. With the stay released it is possible to push the window open to its full extent. Note: the ring will remain captive within its mounting.



Features include:

- Captive release ring – for easy resetting.
- Tamper-evident strip – to give visual indication of use or abuse.
- Adhesive label gives clear instructions for normal and emergency use.
- Sleek appearance with a high level of finish – available in satin anodised aluminium as standard.
- Available in both left and right hand versions for both side and top hung windows (right hand illustrated).
- Matching non-release version also available.
- Supplied with comprehensive fitting instructions with positioning template to ease fitting.
- Patent no. 2274876.

Fixings

Supplied with stainless steel wood screws and self adhesive instruction label.

How to Order

7075 & 7075X:

1) add FINISH (e.g. 7075SA or 7075X/SA)

2) add HANDING

(e.g. 7075SA/RH or 7075X/SA/RH)

7077:

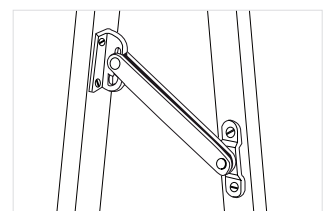
1) add FINISH (e.g. 7077SA)

Finishes - available in satin anodised aluminium (SA) and polished aluminium (PA) only.



7077 Support Arm

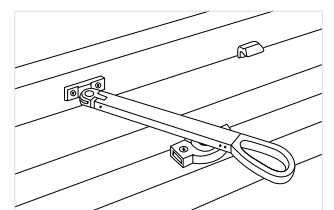
Recommended on top-hung windows, to ensure the window is securely held open to ease escape in an emergency.



7075X Non-Release Stay

Security of restricted opening

Cost saving solution where a room has several windows but only one Release Stay is required.



Window Lock & Rack Bolt

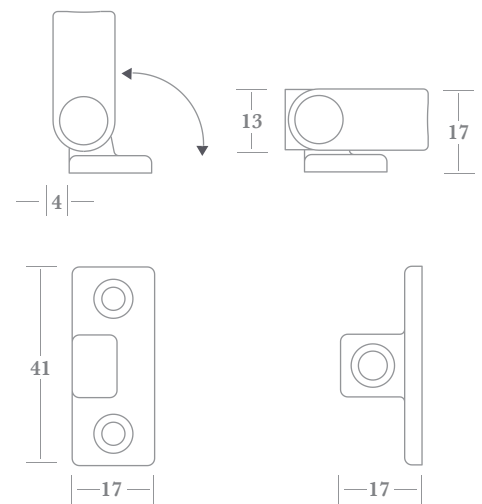
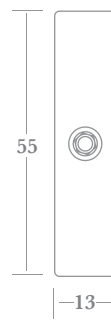
Solid brass Window Lock designed for open-out side & top hung casement windows. This Lock is available to order with or without key.



▲ **0210** (excludes key) **0211** (includes key)



nickel plated key
supplied with
0211 version



Fixings

0210 & 0211 supplied with finish matched no.8 x 25mm wood screws.

0211 also supplied with release key.

How to Order

- 1) select PRODUCT (e.g. **0211**)
- 2) add FINISH (e.g. 0211**PC**).

Finishes - See our price list or website for finish availability.
Release key supplied nickel plated only.

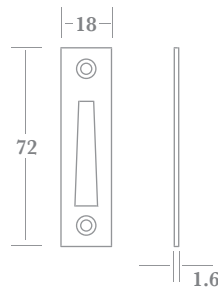
Frame Plates, Hooks & Strikes

A selection of Frame Plates, Hooks & Strikes used on side & top hung casement windows that can be ordered separately if required.

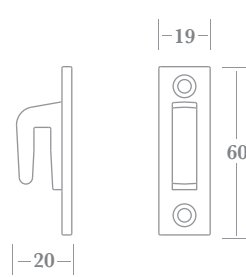
Different machined slots are used to ensure the Hook Plates and Rim Strikes line up with the fastener back plates when installed.



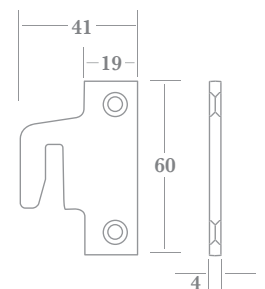
▲ **MP** Mortice Plate



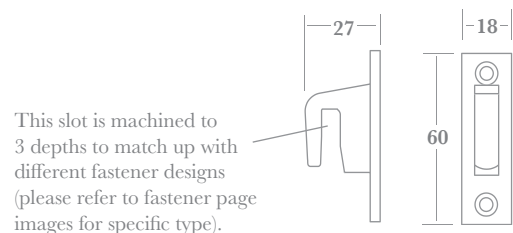
▲ **HP1** type 1 Hook Plate



▲ **RS1** type 1 Rim Strike



▲ **HP2A /HP2B/HP2C** type 2 Hook Plate



Fixings

Supplied with finish matched no.8 x 25mm wood screws.

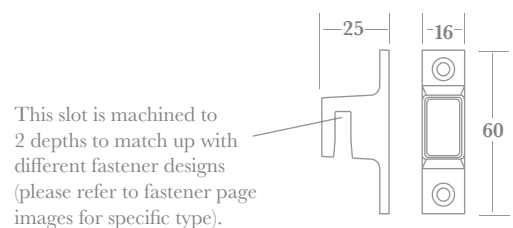
How to Order

- 1) select FRAME PLATE/STRIKE (e.g. **HP2B**)
- 2) add FINISH (e.g. **HP2B/PB**).

Finishes - See our price list or website for finish availability.



▲ **HP3A/HP3B** type 3 Hook Plate



▲ **RS2A/RS2B/RS2C** type 2 Rim Strike

